

County of El Paso, Texas Interim
Financial Reports For the Fiscal Month
Ended December 31, 2020
(Unaudited)

TABLE OF CONTENTS
(Use PDF bookmarks for easy navigation)

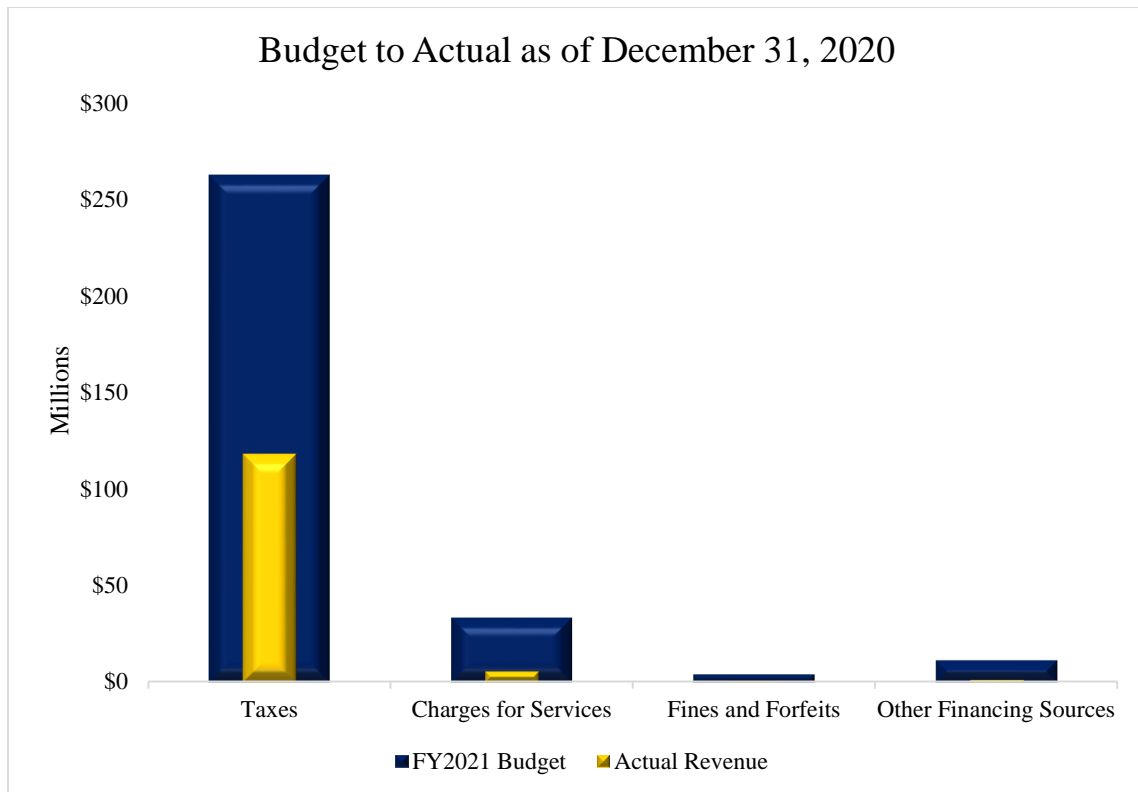
	Section
Spotlight on County Finances	1
Unaudited Consolidated Balance Sheet	2
Statement of Bonded Indebtedness	3
Treasurer’s Schedules of Receipts and Disbursements	4
Treasurer’s Schedule of Debts Due To and From the County	5
Investment Portfolio.....	6
Report of Appropriations	7
Balance Sheet by Fund Type and Fund	8
Revenues and Expenditures by Fund Type.....	9
Schedule of Transfers In and Out.....	10
Unaudited Condensed Financial Report	11

Unaudited Interim Monthly Financial Report

General Fund Highlights

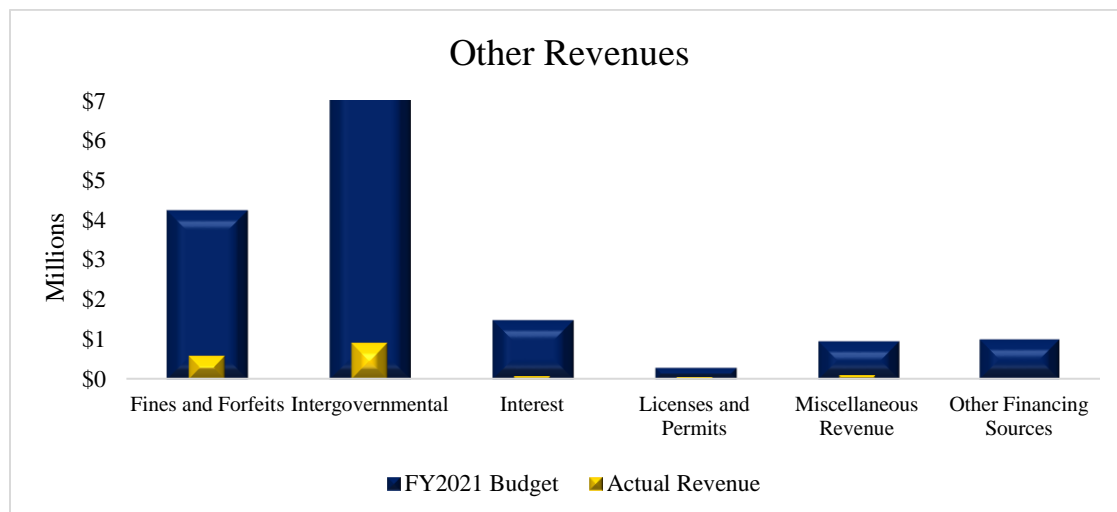
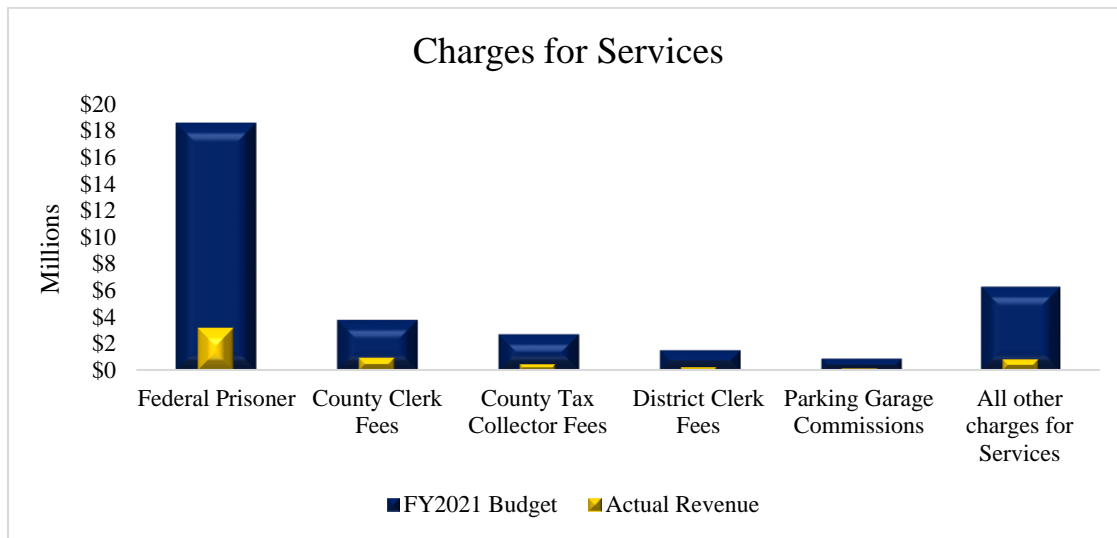
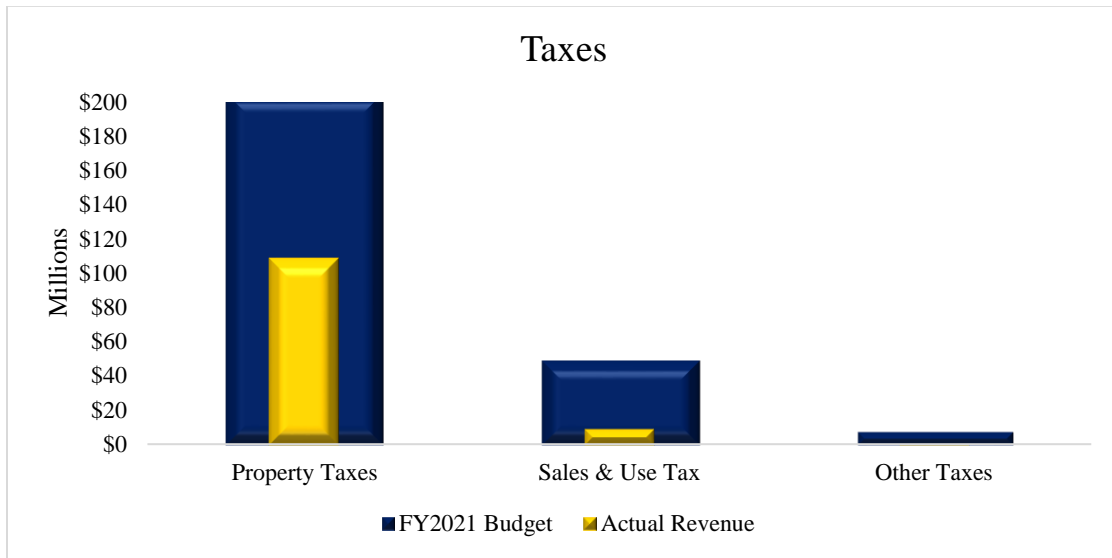
Revenue Highlights

The County's major source of revenue are taxes and charges for services. The major tax sources are Ad valorem property taxes, which are cyclical in nature and materialize primarily in early January and taper off in mid-February, and sales and use taxes that are received throughout the year. The graph below presents the actual revenues collected by major revenue category compared to the adjusted budget for the current fiscal year.



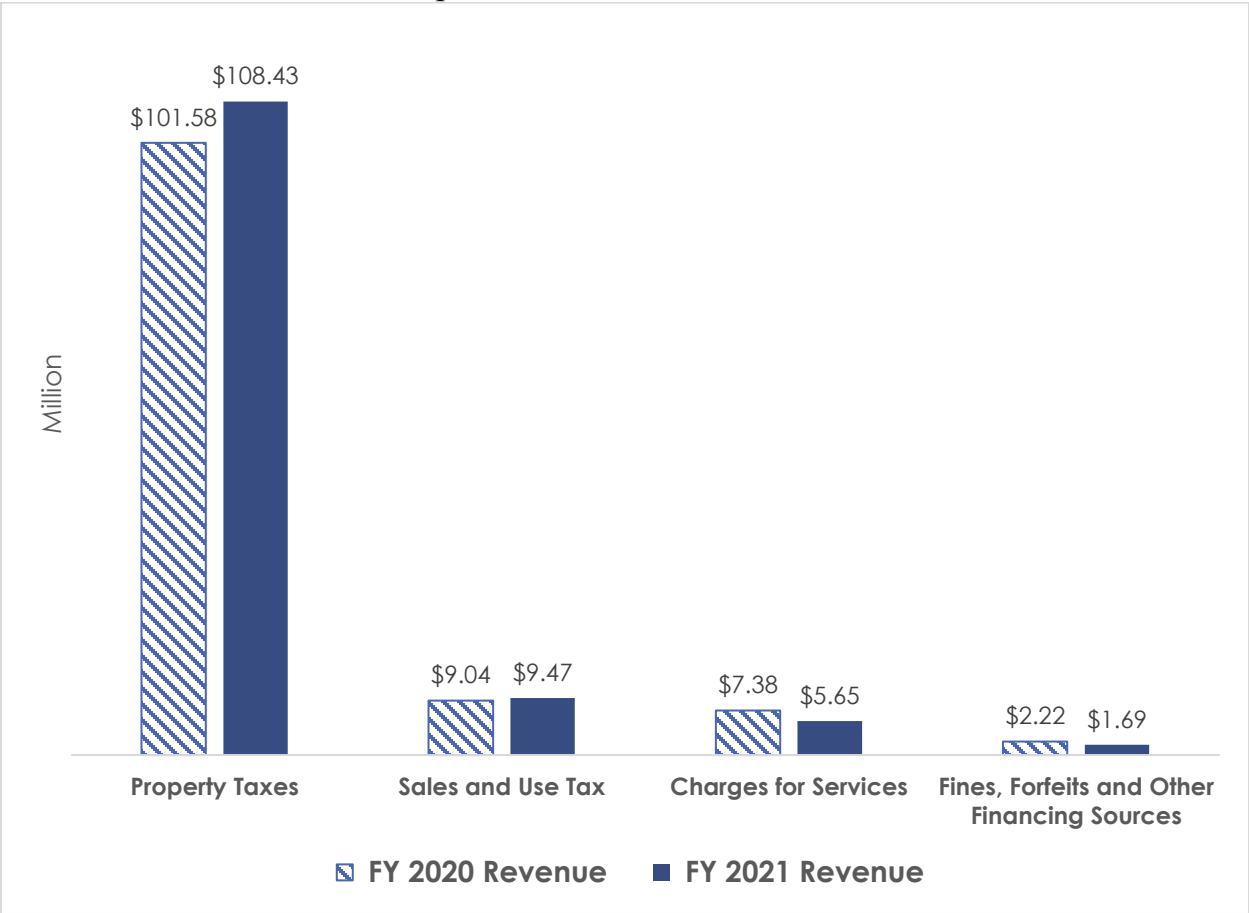
*Note: Revised Budget in General Fund excludes \$79.66M for subsequent year expense and revenue emergencies.

Details of each major revenue category are presented on the next page.



The table below shows an overview of revenues collected compared to the prior fiscal year-to-date.

Year-to-Date General Fund Revenue as of December 31, 2020
 With Comparative Totals for Fiscal Year 2020

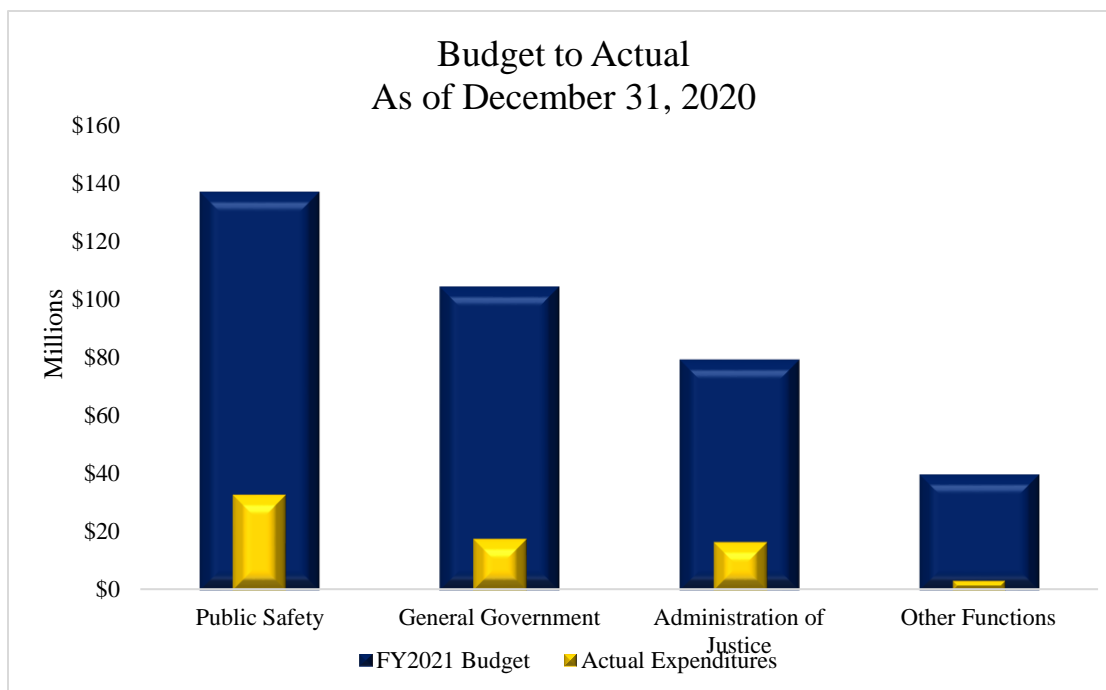


Overall year-to-date actual revenues as of December 2020 increased by \$5,030,691 or 4.18% when compared to the same prior fiscal year-to-date. Furthermore, after exclusion of Property and Sales Taxes, both which are trending favorably, the remainder depicts a year-to-date decline of (\$2,249,419) or (1.87%) in comparison to the same period in FY2020. Key changes were: Property Taxes \$6,847,408 or 6.74% attributable to the positive impact on taxes by addition of taxable value from new construction, and increased taxable values on existing properties; Charges for Services decreases totaling (\$1,726,655) or (23.40%) mainly attributable to continued Covid-19 related impacts such as in Federal prisoner, Incentives-General Govt. Non Dept., County Tax Collector fees, Constable fees, and District Clerk fees of (\$494,174), (\$200,000), (\$129,385) (\$121,583) and (\$116,561), respectively. Other revenue areas that are experiencing significant declines due to the impact of COVID-19, either lagging or declining due to limited access to services under the circumstances, include miscellaneous revenue which declined year-to-date by

(\$146,963) or (58.61%). Interest earnings declined year-to-date by (\$340,078) or (81.63%) due to the reduction of interest rates in response to the Federal Funds Rate being near zero. The County has mitigated some of this loss through its contractual depository rate which expires May 31, 2021. Furthermore, the County will be working on investment alternatives in collaboration with its Investment Advisor.

Expenditure Highlights

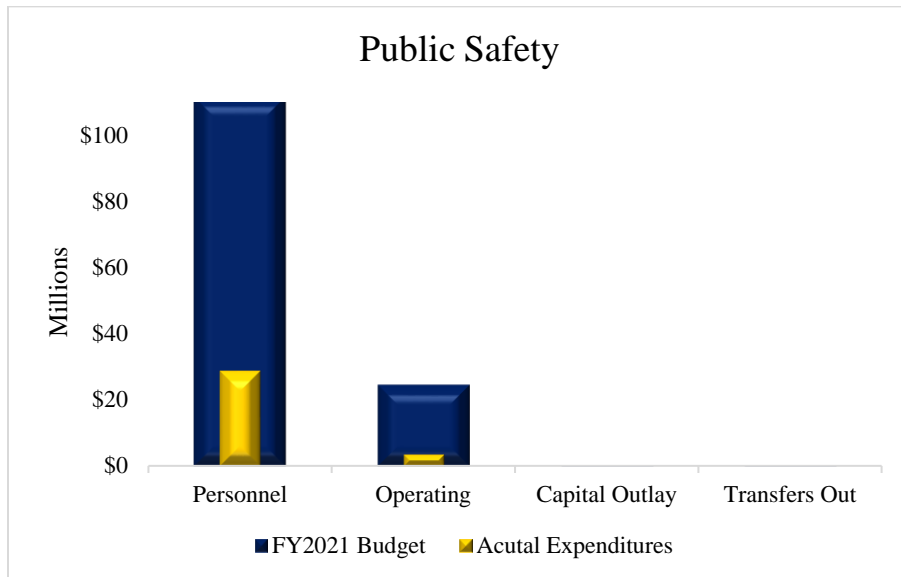
Expenditures year-to-date as of December 2020 totaled \$69.3 million, an increase of \$13,468,669 million or 24.11% mainly due to the offset of a larger payroll accrual reversal in October 2020; a third payroll occurring on December 31, 2020, instead of January 1, 2021, causing a timing difference in expense recognition between December 2019 and December 2020; and the onetime supplemental pay to employees on December 18, 2020. An increase of approximately \$907K or 9.31% in operating expense was mainly attributable to Maint/Rep-Software for \$1,336,543, Tyler Munis. The following graph presents the actual expenditures by the function of government compared to the adjusted budget¹ for the current fiscal year. Key function year-to-date expenditures and percent of budget expended include Public Safety; \$32,324,506 or 23.67 %; General Government \$17,413,270 or 16.70%; Administration of Justice \$16,365,199 or 20.62%; and all other functions \$3,234,234 or 37.44%.



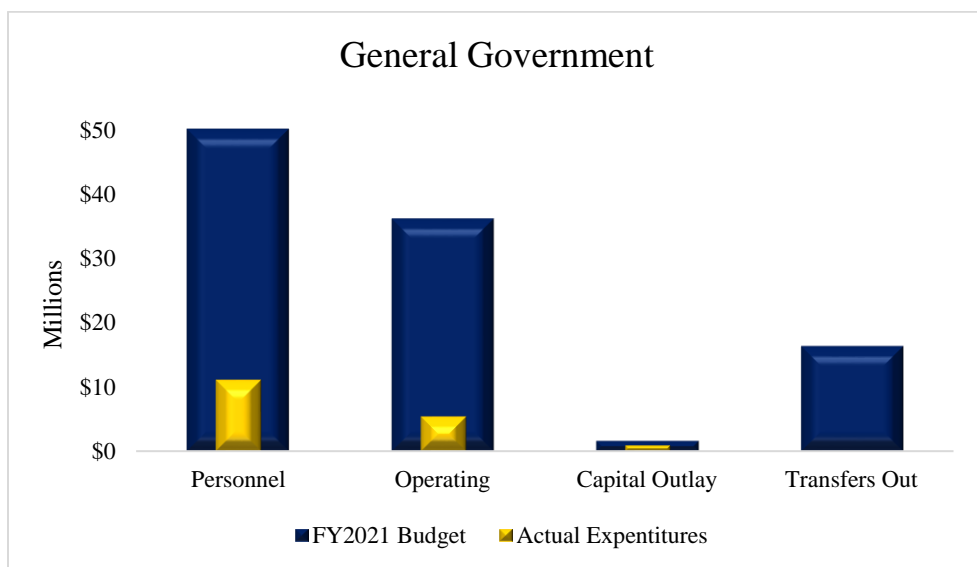
(Note: Revised Budget in Gen. Government excludes \$35.3M for emergencies)

¹ Adjusted budget for the General Fund is the adopted budget plus prior year encumbrances.

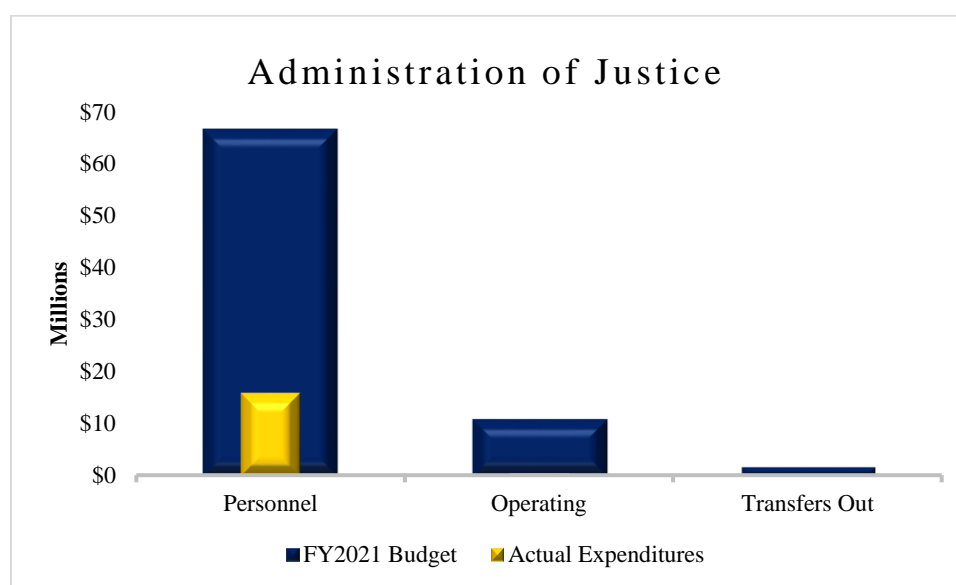
Details of each expenditure category are presented on the following pages. The variances shown between budget and actual are due to the budget being the full budget for the year and the actuals being for three months of the year.



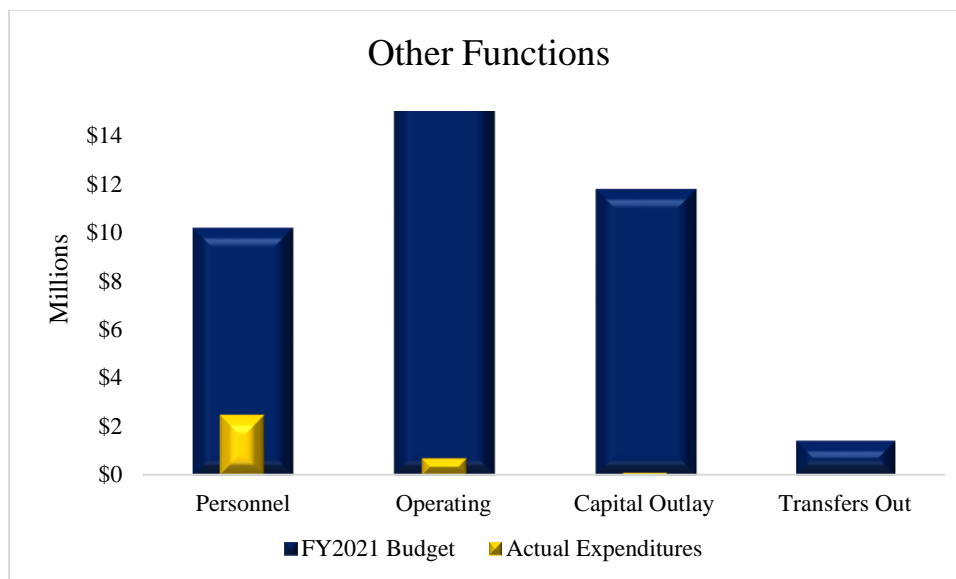
Public Safety expenditures were \$32,324,506 or 46.62% of total expenditures principally due to the Sheriff Department at 82.40% of which personnel expenditures were \$23,600,570 and operating expenditures were \$3,034,045. The Juvenile Probation Department accounted for 12.41% with personnel expenditures of \$2,981,924 and operating expenditures of \$254,791. Constables made up .28% of which personnel expenditures were \$946,566 and operating expenditures were \$28,561. Facilities Management was 1.85% with personnel expenditures of 468,246 and operating expenditures of \$130,255.



General Government (GG) Function accounted for \$17,413,270 or 25.11% of total expenditures and is attributed to the following departments: Non Departmental at 6.18% of which personnel expenditures were \$307,026, operating expenditures \$1,188,037; ITD was 28.06% with personnel expenditures of \$1,453,055 and operating expenditures of \$3,172,047; County Auditor department accounted for 9.21% of the total expenditures within the GG function with personnel expenditures of \$1,514,903 and operating expenditures of \$3,121; District Clerk made up 8.35% with personnel expenditures of \$1,338,620 and operating expenditures of \$37,774; and Tax Assessor Collector was 6.88% with personnel expenditures of \$1,111,466 and operating expenditures of \$22,156.

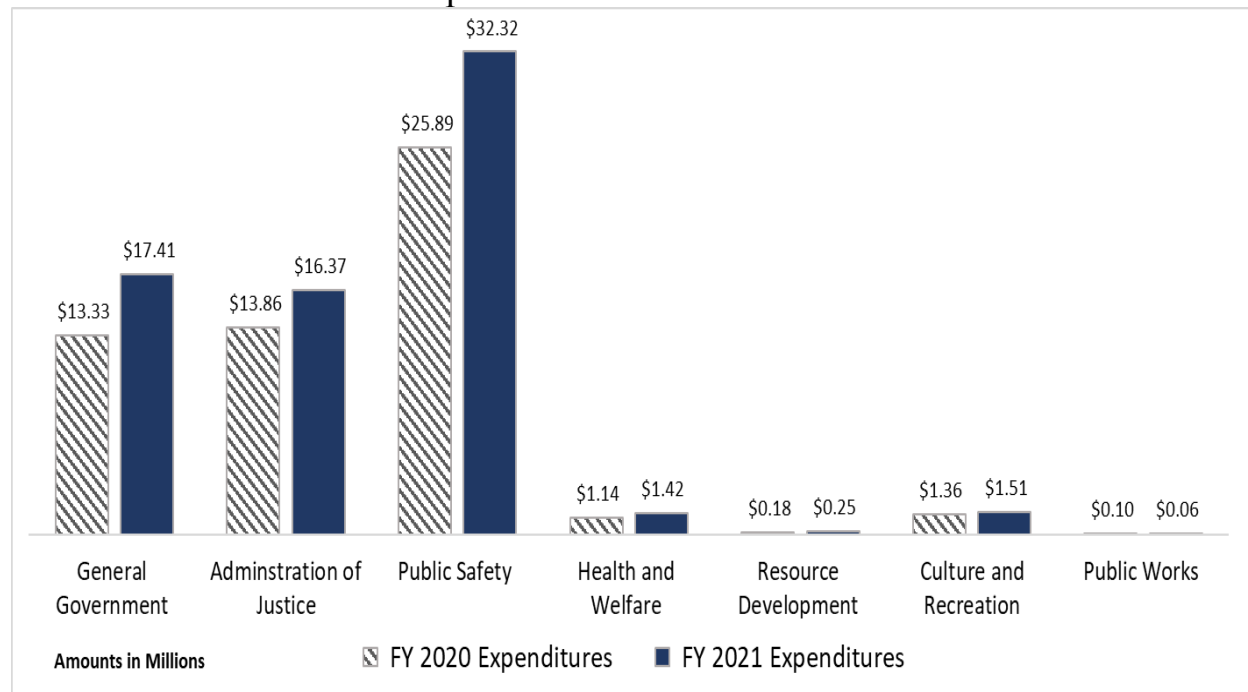


Administration of Justice (AOJ) Function expenditures accounted for \$16,365,199 or 23.60% of total expenditures attributed to the following departments: District Attorney 25.51% of the AOJ with personnel expenditures of \$4,145,109 and operating expenditures of \$29,257; County Attorney made up 15.14% of AOJ expenditures with personnel expenditures of \$2,459,416 and operating expenditures of \$18,731; Public Defender was 12.28% of which \$1,989,858 were personnel expenditures and \$19,299 were operating expenditures; District Courts were 1.48% of AOJ expenditures, with personnel expenditures of \$91,494 and operating expenditures of \$151,210; Council of Judges were 4.46%, of which \$506,555 was attributed personnel expenditures and \$223,625 to operating expenditures; Justice of the Peace accounted for 6.40% of the total AOJ expenditures with personnel expenditures of \$1,021,845 and operating expenditures of \$25,961.



Other Functions (OF) expenditures accounted for \$3,234,234 or 4.66% of the total expenditures, which were due to the Medical Examiner accounting for 22.29% of the OF expenditures with personnel expenditures of \$620,870 and operating expenditures of \$75,829; Ascarate Park made up 17.45% with personnel expenditures of \$379,404 and operating expenditures of \$166,037; the Golf Course accounted for 15.46% of the OF expenditures with personnel expenditures of \$250,436 and operating expenditures of \$232,948; Animal Welfare made up 6.10% with personnel expenditures of \$140,103 and operating expenditures of \$50,735; Sportspark department was 6.02% of the OF expenditures with \$170,113 attributed to personnel expenditures and \$17,987 to operations expenditures; and Culture and Recreation accounted for 5.71%, with personnel expenses of \$154,702 of personnel expenditures and operating expenditures of \$23,708.

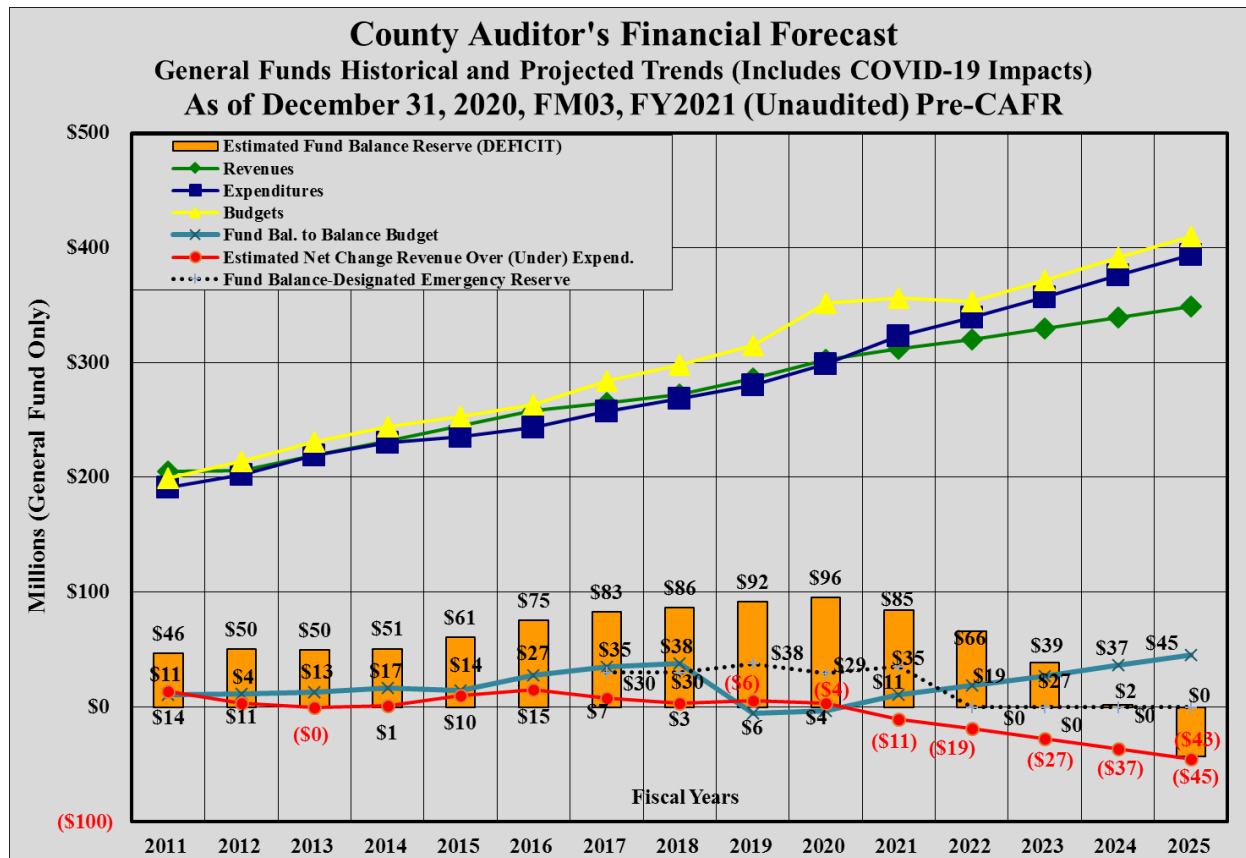
Year-to-Date General Fund Expenditures as of December 31, 2020
With Comparative Totals for Fiscal Year 2020



Overall year-to-date actual expenditures of \$69.3 million for December 2020 increased by \$13,468,669 or 24.11% when compared to the same prior fiscal period year-to-date. Key changes were personnel expenditures, due to the offset of a larger payroll accrual reversal in October 2020, a third pay period, and a onetime supplemental pay for employees. Functional changes include: General Government function increased by \$4,087,422 or 30.64% attributable to the following departments: ITD increased by \$2,106,470 due to network leasing equipment and Tyler Service; General Government non-departmental decreased by (\$721,897) due to FY2020 expenditure related to Paso del Norte Community Foundation and an increase of \$647,965 related to CAD 2nd quarter; and Public Works non-departmental increased by \$800,476 due to EPC mobility project expense and land acquisitions; and Administration of Justice Function increased by \$2,500,404 or 18.03% attributable to the following departments: District Attorney Department increased by \$472,041 due to salaries; County Attorney increased by \$ 395,641 due to salary benefits; and Public Defender increased by \$278,415, also due to salaries.

Fund Balance

The graph below is a financial depiction of El Paso County’s actual financial history and a projection of the County’s financial health or fiscal instability. Projections include uncertified non-tax revenues and known projected expenditure impacts in collaboration with Budget and Fiscal Policy.



As in prior years, various factors will be monitored monthly, especially revenue shortfalls in light of the current COVID-19 pandemic, and throughout the fiscal year will include revenue and expenditure trends, attrition, current, and proposed revenue generating initiatives and other potential impacts approved by the Commissioners Court that affect the financial stability of the County. In any event, it remains essential that the County ensure expenditures do not exceed revenues and available fund balance. Future legislative action could produce possible negative impacts for local government and restrict the County’s ability to generate operating revenues, specifically, property taxes. Due to the continuation of pandemic into FY2021, forecasting revenue impacts due to Covid-19 complicate the estimation process and we would not recommend relying on the projections beyond 2021 at this time.

County of El Paso, Texas
Unaudited Consolidated Balance Sheet - All Fund Types and Account Groups
December 31, 2020
with comparative monthly totals for November 2020

	Governmental Fund Types			Proprietary Fund Types		Fiduciary Fund Types	Capital Assets	General Long-Term Debt	Totals (As of January 11, 2021)		
	General	Special Revenue	Debt Service	Capital Projects	Enterprise Fund	Internal Service			Agency	December 31, 2020	November 30, 2020
Assets and other debits											
Assets:											
Cash and investments	\$136,081,790	\$46,549,981	\$10,514,691	\$26,295,536	\$2,465,953	\$1,778,110	\$10,758,261			\$234,444,322	\$178,185,372
Receivables(net of allowances for taxes)	45,502,643	744,853	1,449,099							47,696,595	39,364,932
Properties held for sale	71,900									71,900	71,900
Due from other funds	220,000									220,000	220,000
Inventory of supplies	13,185									13,185	13,185
Artwork								\$56,255		56,255	56,255
Land				19,770				18,833,694		18,853,464	18,853,464
Easements								110,000		110,000	110,000
Bridges and culverts								6,044,525		6,044,525	6,301,950
Buildings								131,507,586		131,507,586	140,776,321
Improvements								14,845,745		14,845,745	15,951,301
Infrastructure					12,986,747			6,673,000		19,659,747	13,060,403
Equipment					137,249			15,677,407		15,814,656	27,524,093
Furniture and fixtures								387,014		387,014	453,173
Leased equipment								52,922		52,922	150,778
Roads								23,548,707		23,548,707	25,884,126
Vehicles					9,658			7,968,916		7,978,574	10,009,516
Construction in progress					1,738,500			7,095,281		8,833,781	8,545,901
Other debits:											
Amount available in debt service fund									\$11,963,790	11,963,790	4,189,998
Amount to be provided for retirement of long-term debt					2,695,000					138,147,357	148,616,149
Total assets	\$181,889,518	\$47,294,834	\$11,963,790	\$26,295,536	\$20,052,877	\$1,778,110	\$10,758,261	\$232,801,052	\$150,111,147	\$682,945,125	\$638,338,817
Liabilities, equity and other credits											
Liabilities:											
Vouchers payable	\$2,098,378	\$1,274,209		\$604,968	\$87,223	\$2,095	\$700			\$4,067,573	\$5,437,635
Due to:											
Other funds	40,475					150,000	30,000			220,475	220,472
Other units	1,336,062	95,086			131,150		2,579,849			4,142,147	4,105,025
Other governmental agencies	986,223	71,143			20,650	2,126	8,147,712			9,227,854	5,211,454
Deferred revenues	24,260,600									24,260,600	24,261,980
SIB Loan									\$4,041,147	4,041,147	4,041,147
Bonds payable					2,695,000				146,070,000	148,765,000	148,765,000
Total liabilities	28,721,738	1,440,438	604,968	2,934,023	154,221	10,758,261			150,111,147	194,724,796	192,042,713
Fund balances and other credits:											
Investment in general fixed assets					15,816,308			\$232,801,052		\$248,617,360	\$268,056,563
Fund balances:											
Reserved for:											
Inventory, travel advances-sheriff, payroll and change funds	84,610									84,610	99,610
Debt service			\$11,963,790							11,963,790	4,189,998
Health and life benefits						1,623,889				1,623,889	1,548,630
Encumbrances	5,843,373	12,171,275		4,622,037	109,023					22,745,708	23,532,434
Unreserved:											
Designated for:											
Capital projects				21,068,531						21,068,531	21,323,213
Current year's expenditures	27,084,871	32,546,548			1,193,523					60,824,942	66,215,335
Unforeseen emergency	35,297,805									35,297,805	35,297,805
Undesignated	84,857,121	1,136,573								85,993,694	26,032,516
Total equity and other credits	153,167,780	45,854,396	11,963,790	25,690,568	17,118,854	1,623,889		232,801,052		488,220,329	446,296,104
Total liabilities, equity and other credits	\$181,889,518	\$47,294,834	\$11,963,790	\$26,295,536	\$20,052,877	\$1,778,110	\$10,758,261	\$232,801,052	\$150,111,147	\$682,945,125	\$638,338,817

This statement was prepared primarily on a cash basis of accounting. Capital assets are presented net of accumulated depreciation.

Unaudited statement of bonded indebtedness for the County of El Paso, Payable from Ad Valorem Taxes

For the balance as of December 31, 2020

General Obligations	Interest Rates (%)	Date Issued	Series Matures	Balances December 31, 2020
Certificates of Obligation, Series 2001	4.00-5.50	2001	2022	\$4,665,000
General Obligation Refunding Bonds, Series 2011	2.125-5.25	2011	2022	245,000
Certificates of Obligation Bonds, Series 2012	2.00-5.00	2012	2021	3,430,000
General Obligation Refunding Bonds, Series 2015	5.00-5.00	2015	2026	15,230,000
General Obligation Refunding Taxable Bonds, Series 2015A	0.65-3.671	2015	2026	6,350,000
General Obligation Refunding Bonds, Series 2016A	0.95-3.666	2016	2032	34,615,000
General Obligation Refunding Taxable Bonds, Series 2016B	2.000-5.000	2016	2032	28,055,000
Taxable Certificates of Obligation Bonds, Series 2016C	2.95	2016	2022	585,000
Certificates of Obligation Bonds, Series 2016D	3.28	2016	2032	3,500,000
General Obligation Refunding Bonds, Series 2017	5.00	2017	2032	49,395,000
SIB Loan S2017-005-01 (Funded by an M&O transfer from General Fund)	1.85	2017	2032	4,041,147
Total Tax Obligation Bonds Payable				\$150,111,147

These Bonds are payable from the water sysem fees assessed on the users and not Ad Valorem taxes

Revenue Obligations	Interest Rates (%)	Date Issued	Series Matures	Balances December 31, 2020
East Montana Water Project \$1,050,000 Waterworks System Revenue Bonds, Series 1997-A	4.87	1997	2037	\$710,000
Nuway/Mayfair Water Project \$272,000 Water Systems Revenue Bonds, Series 2012	2.375	2012	2052	243,000
Colonia Revolucion Project \$500,000 Water System Revenue Bonds, Series 2013	2.25	2013	2053	449,000
Desert Acceptance Sewer Project \$1,334,000 Sewer System Revenue Bonds, Series 2017 (payable from Ad Valorem Taxes if fees insufficient)	2.75	2018	2057	1,293,000
Total Revenue Obligation Bonds Payable				\$2,695,000

Total Bonded Indebtedness \$152,806,147

El Paso County Auditor's Office
Treasury Division
Unaudited Schedule of Receipts and Disbursements
December 31, 2020

Fund Type	Fund Name	Balances			Balances December 31, 2020
		December 1, 2020	Receipts	Disbursements	
COGF	1000 - GF-GENERAL FUND	\$12,616,559.20	\$96,031,166.61	\$91,228,451.98	\$17,419,273.83
COGF	1003 - GF-JUVPROB	1,267,613.65	1,448,767.57	2,188,453.60	527,927.62
COAF	2505 - AF-CA BAD CHECK FUND	114,111.85	2,234.54	0.00	116,346.39
COAF	2506 - AF-METRO NARC FUND	5,425.48	3.25	0.00	5,428.73
COAF	2507 - AF-HIDTA SEIZURES FUND	21,441.25	12.83	0.00	21,454.08
COAF	2509 - AF-CRIMINAL ENT SEIZURES	448.70	0.00	0.00	448.70
COAF	2510 - AF-BORDER CRIME SEIZURES	235,538.48	140.96	0.00	235,679.44
COAF	2511 - AF-DC CHLD SUPP PR DED	875.84	0.00	0.00	875.84
COCP	3001 - CP-IMPROV 2001	27,837.67	700,035.06	669,245.87	58,626.86
COCP	3004 - CP-2007	645,754.02	386.45	0.00	646,140.47
COCP	3005 - CP-2012	702,074.50	239.32	302,180.21	400,133.61
COCP	3012 - CP-TAX2016C	2,101,386.62	1,257.58	0.00	2,102,644.20
COCP	3013 - CP-2016D	612,142.95	339.18	45,375.01	567,107.12
COCP	3014 - CP-COURTHOUSE IMPROV-LL	74,254.94	0.00	185,333.30	(111,078.36)
CODS	4001 - DS-CO 2001	137,400.52	1,001,877.81	1,054,600.00	84,678.33
CODS	4005 - DS-GO REF 2011	6,890.76	51,141.09	53,700.00	4,331.85
CODS	4006 - DS-CO 2012	195,144.41	1,430,283.31	1,504,500.00	120,927.72
CODS	4014 - DS-GO REF 2015	45,105.69	310,289.31	329,100.00	26,295.00
CODS	4015 - DS-GO REF 2015A	49,141.90	355,283.02	374,400.00	30,024.92
CODS	4016 - DS-GO REF 2016A	2,515,752.54	1,056,199.51	3,482,700.00	89,252.05
CODS	4017 - DS-GO REF 2016B	215,867.60	1,565,420.71	1,649,000.00	132,288.31
CODS	4018 - DS-TAX C.O. SER 2016C	19,834.00	124,600.38	133,900.00	10,534.38
CODS	4019 - DS-CO2016D	7,281.36	46,696.27	50,000.00	3,977.63
CODS	4020 - DS-G.O. REFUNDING 2017	146,590.81	1,006,275.28	1,067,800.00	85,066.09
CODS	4300 - DS-TAX C.O. 2017	31,865.25	22,815.32	52,750.00	1,930.57
CODS	4400 - DS-SIB 2017	16,502.51	156,431.66	159,700.00	13,234.17
COEP	5501 - EP-EAST MONTANA	1,855,233.97	14,714.01	222,396.67	1,647,551.31
COEP	5502 - EP-EAST MONTANA I&S FUND	20,245.35	7,886.00	0.00	28,131.35
COEP	5504 - EP-EAST MONTANA RESERVE FUND	122,696.98	273.55	0.00	122,970.53
COEP	5506 - EP-COUNTY SOLID WASTE FUND	83,980.07	68,308.75	66,967.82	85,321.00
COEP	5509 - EP-MAYFAIR BOND IAS FUND	5,978.16	648.96	0.00	6,627.12
COEP	5511 - EP-SQ DANCE WASTE WATER	59,827.62	6,375.55	0.00	66,203.17
COEP	5512 - EP-COL REV BND IAS FUND	10,662.01	2,333.77	0.00	12,995.78
COEP	5514 - EP-VISTA DEL ESTE WTR SYS REPL	501,468.00	300.10	0.00	501,768.10
COEP	5516 - HILL CREST WATER SYSTEM	0.00	0.00	5,615.00	(5,615.00)
COSR	6002 - SR-ALTERNATIVE DISPUTE	11,690.70	12,496.76	11,857.03	12,330.43
COSR	6004 - SR-CA COMMISSIONS	116,300.21	5,121.91	5,552.62	115,869.50
COSR	6005 - SR-CA SUPPLEMENT	136,281.13	79.67	3,155.08	133,205.72
COSR	6007 - SR-CHILD ABUSE PREVENT	9,873.71	12.39	0.00	9,886.10
COSR	6009 - SR-CHILD WELF JUROR DONAT	49,013.01	0.00	0.00	49,013.01
COSR	6010 - SR-CCLERK RECORDS ARCHIVES	540,598.95	112,950.75	230.00	653,319.70
COSR	6011 - SR-CCLERK REC MGMT & PRES	2,417,222.74	114,130.37	114,444.82	2,416,908.29
COSR	6012 - SR-VITAL STATISTICS	260,146.79	2,776.02	2,060.23	260,862.58
COSR	6013 - SR-CNTY/DIST COURTS TECHNOLOGY	63,395.32	455.53	13.29	63,837.56
COSR	6014 - SR-TOURIST PROMOTION	4,799,535.86	2,843.28	49,306.29	4,753,072.85
COSR	6015 - SR-COLISEUM TOURIST PROMO	139,424.87	8,250.29	185,000.00	(37,324.84)
COSR	6016 - SR-COMMISSARY INMATE PROFIT	1,706,349.13	127,118.13	121,514.98	1,711,952.28
COSR	6020 - SR-COURT RECORDS PRESERV	375,613.32	7,909.05	7,205.89	376,316.48
COSR	6021 - SR-COURT REPORTER SERVICE	94,367.08	25,065.41	338.55	119,093.94
COSR	6022 - SR-DA APPORTIONMNET SUPPLEM	(1,903.45)	7,500.00	2,641.29	2,955.26
COSR	6024 - SR-DA FOOD STAMP FRAUD	200,808.70	112.70	12,484.54	188,436.86
COSR	6025 - SR-VETS CRT JURY DONATIONS	9,744.90	36.41	247.05	9,534.26
COSR	6026 - SR-DIST CLERK REC MGMT & PRES	55,731.99	2,726.74	1,676.35	56,782.38
COSR	6027 - SR-DIST COURTS REC ARCHIVE	532,147.49	9,639.49	21,589.71	520,197.27

El Paso County Auditor's Office
Treasury Division
Unaudited Schedule of Receipts and Disbursements
December 31, 2020

Fund Type	Fund Name	Balances			Balances
		December 1, 2020	Receipts	Disbursements	
COSR	6029 - SR-COUNTY HISTORICAL COMM	831.94	0.00	0.00	831.94
COSR	6030 - SR-1ST CHANCE PROGRAM	34,990.00	2,900.00	0.00	37,890.00
COSR	6033 - SR-ELECTIONS CONTRACT SVC	1,059,371.36	733.51	733,018.28	327,086.59
COSR	6035 - SR-FAMILY PROTECTION	49,063.82	3,221.31	3,564.19	48,720.94
COSR	6036 - SR-GRAFFITI ERADICATION	8,975.10	5.37	0.00	8,980.47
COSR	6041 - SR-JPD NATIONAL SCHOOL LUNCH	29,574.57	10,346.94	0.00	39,921.51
COSR	6042 - SR-JPD SUPERVISION	338,073.88	7,802.73	7,253.65	338,622.96
COSR	6043 - SR-JUSTICE COURT TECHNOLOGY	382,782.68	2,691.28	9,194.64	376,279.32
COSR	6044 - SR-JUVENILE CASE MANAGER	9,304.25	3,246.65	17.62	12,533.28
COSR	6045 - SR-JUSTICE COURT SECURITY	95,031.70	766.35	363.58	95,434.47
COSR	6046 - SR-JPD DONATIONS	2,718.67	401.57	500.00	2,620.24
COSR	6047 - SR-LAW LIBRARY	214,826.13	29,277.95	66,471.31	177,632.77
COSR	6048 - SR-RECORDS MGMT & PRESERV	68,789.41	11,170.23	22,643.66	57,315.98
COSR	6050 - SR-COURTHOUSE SECURITY	565,825.63	19,469.35	749.11	584,545.87
COSR	6052 - SR-SO LEOSE FUND	5,799.79	3.47	0.00	5,803.26
COSR	6056 - SR-TEEN COURT	9,595.93	5.74	0.00	9,601.67
COSR	6058 - SR-TRANSPORTATION FEE	271,930.00	573,990.00	657,450.00	188,470.00
COSR	6100 - SR-DA 10% DRUG FORFEITURE	175,669.84	133.52	0.00	175,803.36
COSR	6102 - SR-CO CRIM CRT # 2 DWI 10% DRU	54,117.92	1,075.00	6,305.59	48,887.33
COSR	6103 - SR-384TH DISTRICT DURG COURT 1	(1,383.79)	0.00	64.94	(1,448.73)
COSR	6110 - SR-DRUG COURT FEES MAIN	2,492.79	2,510.28	2,619.72	2,383.35
COSR	6111 - SR-SPC-CCRIM2-DWI CRT	1,903.70	1,356.15	282.63	2,977.22
COSR	6112 - SR-SPC-346TH-VETERAN CRT	22,598.25	356.15	0.00	22,954.40
COSR	6113 - SR-SPC-384TH ADULT CRT	6,577.46	356.15	2,524.59	4,409.02
COSR	6114 - SR-SPC-384TH SAFP CRT	45,524.12	356.14	4,202.47	41,677.79
COSR	6115 - SR-TRUANCY COURTS	11,708.68	7.01	0.00	11,715.69
COSR	6116 - SR-SPC-65TH INTRV FAM CRT	46,654.59	356.13	0.00	47,010.72
COSR	6117 - SR-SPC-65TH PREV FAM CRT	44,358.50	356.13	0.00	44,714.63
COSR	6118 - SR-SPC-409TH JUVENILE CRT	35,922.04	356.14	0.00	36,278.18
COSR	6121 - SR-CRT INITIATED GUARDIANSHIP	65,896.30	1,830.47	70.00	67,656.77
COSR	6122 - SR-CRT INITIATED GUARDIANSHIP	101,212.06	1,850.91	1,224.48	101,838.49
COSR	6130 - SR-ROADS AND BRIDGES FUND	723,792.46	580,009.75	1,056,351.80	247,450.41
COSR	6132 - SR-R & B STORMWATER OUTREACH	3,898.26	0.00	0.00	3,898.26
COSR	6133 - SR-R&B FLEET	50,686.01	0.00	0.00	50,686.01
COSR	6141 - SR-JUVENILE PROBATION RESTITUT	140,062.99	5,504.64	6,130.12	139,437.51
COSR	6150 - SR-PROJECT CARE ELECTRIC	82,255.26	1,044.34	906.93	82,392.67
COSR	6161 - SR-PROBATE JUD SUPPORT CRT 1	136,905.50	20,909.30	3,034.40	154,780.40
COSR	6162 - SR-PROBATE JUD SUPPORT CRT 2	64,941.69	20,864.21	6,431.02	79,374.88
COSR	6170 - SR-PROBATE TRAVEL ACCOUNT	0.00	0.00	0.00	0.00
COSR	6171 - SR-PROBATE TRAVEL ACCOUNT CRT	13,745.40	403.37	162.50	13,986.27
COSR	6172 - SR-PROBATE TRAVEL ACCOUNT CRT	26,632.52	411.17	12.50	27,031.19
COSR	6185 - SR-EP HOUSING 8/3/17	51,341.39	0.00	0.00	51,341.39
COSR	6500 - COUNTY DONATIONS	151,941.94	616.00	10,675.00	141,882.94
COSG	7043 - EMERGENCY SOLUTION GRANT PROG	200.00	0.00	200.00	0.00
COSG	7046 - EXPLORER POST TASK FORCE	923.86	0.00	0.00	923.86
COSG	7051 - HIDTA PROGRAM INCOME	1,045,849.01	625.89	0.00	1,046,474.90
COSG	7075 - RURAL BUS AUCTION PROCEEDS	3,128.96	0.00	0.00	3,128.96
COSG	7088 - TEXAS CAPITAL PROJECT	963.20	0.00	0.00	963.20
COSG	7092 - JBSA IMPREST	40,173.50	24.04	0.00	40,197.54
COSG	7120 - FEDERAL PROGRAM ADMIN	0.02	0.00	0.00	0.02
COSG	7134 - FEASIBLE STUDY 2017	(0.02)	0.00	0.00	(0.02)
COSG	7137 - TRANSP INVEST GENERAT ECONOMIC	0.28	0.00	0.00	0.28
COSG	7162 - RURAL TRAN ASSIST FEDERAL	10,579.24	0.00	0.00	10,579.24
COSG	7165 - DA DIMS PROJECT	(52,557.52)	19,331.65	78,457.69	(111,683.56)

El Paso County Auditor's Office
Treasury Division
Unaudited Schedule of Receipts and Disbursements
December 31, 2020

Fund Type	Fund Name	Balances			Balances
		December 1, 2020	Receipts	Disbursements	
COSG	7166 - DOMESTIC VIOLENCE UNIT	0.00	0.00	0.00	0.00
COSG	7171 - DIRECT VICTIM SERVICES	(23,592.83)	28,364.21	27,199.79	(22,428.41)
COSG	7174 - BYRNE JUSTICE ASSIST GRANT 17	(1,434.00)	5,358.00	3,924.00	0.00
COSG	7175 - FAMILY DRUG COURTS	0.00	1,390.00	1,390.00	0.00
COSG	7176 - ACCESS & VISITATION GRANTS	3,123.00	0.00	0.00	3,123.00
COSG	7177 - TJJJ STATE AID GRANT	0.00	0.00	0.00	0.00
COSG	7178 - PD MENTAL HEALTH ADVOC&LITIG	(39,423.67)	11,752.29	135,435.56	(163,106.94)
COSG	7179 - SHERIFF CRIME VICTIM SVCS	(12,925.94)	13,063.84	16,256.86	(16,118.96)
COSG	7180 - SHERIFF TRAINING ACADEMY	(6,436.31)	4,841.83	7,127.23	(8,721.71)
COSG	7182 - YSLETA SOCORRO SAN ELI ROUTE	84,190.99	189.00	0.00	84,379.99
COSG	7183 - VANPOOL PROGRAM	119,619.75	0.00	0.00	119,619.75
COSG	7184 - NUTRITION PROGRAM	795,651.99	244,294.90	233,947.30	805,999.59
COSG	7185 - TX TOBACCO ENF PROG	115,934.07	14,125.00	0.00	130,059.07
COSG	7186 - PROJ HOPE-JUV MENTAL HLTH CT	0.00	0.00	14,130.02	(14,130.02)
COSG	7188 - LOCAL BORDER SECURITY PROG	(32,109.72)	32,109.71	17,478.13	(17,478.14)
COSG	7189 - CHILD PROTECTIVE SERVICES	(146,951.22)	73,172.97	131,488.45	(205,266.70)
COSG	7190 - SHERIFF'S STEP SINGLE YEAR	(2,018.64)	2,018.64	0.00	0.00
COSG	7192 - OCDEF 2018	(35,606.89)	0.00	0.00	(35,606.89)
COSG	7193 - EMERGENCY FOOD/SHELTER	29,493.50	0.00	0.00	29,493.50
COSG	7194 - RURAL TRANSIT ASSIST STATE	122.57	1,800.61	24,366.61	(22,443.43)
COSG	7195 - HOMELAND SECURITY INTEROP COMM	0.00	0.00	80,690.40	(80,690.40)
COSG	7196 - ELECTIONS CHAPTER 19 FUNDS	(31,466.00)	0.00	6,724.88	(38,190.88)
COSG	7197 - COMMUNITY POLICING DEV PROG	(6,000.00)	0.00	0.00	(6,000.00)
COSG	7201 - MORNING GLORY PHASE II	0.01	0.00	0.00	0.01
COSG	7203 - CASA RONQUILLO PROJECT	94,906.50	0.00	0.00	94,906.50
COSG	7204 - OPERATION STONEGARDEN	(52,850.27)	52,708.28	17,175.00	(17,316.99)
COSG	7205 - ONDCP 2018	(76.91)	0.00	0.00	(76.91)
COSG	7206 - DA JOINT	(111,271.59)	111,348.42	87,682.62	(87,605.79)
COSG	7207 - VETERANS TREATMENT COURT	(44,515.23)	20,755.54	33,444.76	(57,204.45)
COSG	7208 - FEDERAL PLANNING PROGRAM 2019	(1.26)	0.00	0.00	(1.26)
COSG	7210 - TJJJ IV-E OPERATING ACCOUNT 19	136,322.43	3,193.16	18,967.67	120,547.92
COSG	7211 - EP NM JOB ACCESS/REVERSE COMMU	(0.11)	43,551.00	43,551.11	(0.22)
COSG	7212 - CONTINUUM OF CARE PROGRAM	(15,686.55)	5,166.95	16,796.17	(27,315.77)
COSG	7213 - ONATE CRSNG/OLD FT BLISS/HARTS	10,000.00	0.00	0.00	10,000.00
COSG	7214 - 384TH ADULT DRUG COURT PROGRAM	(33,740.47)	35,597.82	21,287.73	(19,430.38)
COSG	7215 - EL PASO COUNTY JUVENILE DRG CT	(13,074.52)	13,698.72	11,271.90	(10,647.70)
COSG	7218 - PROTECTIVE ORDER COURT	(39,069.02)	34,724.53	26,829.89	(31,174.38)
COSG	7219 - REG 1 BORDER PROSECUTION UNIT	(162,315.20)	4,066.17	98,045.68	(256,294.71)
COSG	7220 - DOMESTIC VIOLENCE UNIT	(35,897.91)	33,084.36	35,417.50	(38,231.05)
COSG	7221 - DA OFFICE VICTIM ASSISTANCE	(61,676.02)	21,753.17	55,712.48	(95,635.33)
COSG	7222 - TXDOT COMMERCIAL MOTOR VEH	(596.69)	596.69	0.00	0.00
COSG	7223 - SUBSTANCE ABUSE & MH SVCS PROG	(9,400.23)	1,876.65	11,283.84	(18,807.42)
COSG	7225 - 5339 BUS PROGRAM	81,000.00	0.00	248,910.00	(167,910.00)
COSG	7226 - BULLETPROOF VEST	(21,880.28)	0.00	0.00	(21,880.28)
COSG	7227 - ADULT DRUG COURT DISCRETIONARY	(9,093.09)	0.00	11,964.42	(21,057.51)
COSG	7228 - CA VICTIM RESOURCE PROGRAM	(8,316.37)	5,955.94	10,696.24	(13,056.67)
COSG	7231 - OT SMITH SHARE PATH	(158,832.85)	310,826.37	206,069.42	(54,075.90)
COSG	7232 - COLONIA SELF HELP CTR	256,793.94	0.00	1,610.36	255,183.58
COSG	7233 - SHERIFF TREASURY EQUITABL SHAR	69,713.50	41.72	0.00	69,755.22
COSG	7234 - SHERIFF JUSTICE EQUITABLE SHAR	558,042.20	333.96	0.00	558,376.16
COSG	7237 - ONDCP 2019	(588,457.89)	758,444.61	492,324.68	(322,337.96)
COSG	7238 - TPWD PARK PLAYGROUND 2019	495,902.14	0.00	0.00	495,902.14
COSG	7240 - TJJJ STATE ID GRANTS 2020	79,325.45	7,403.58	0.00	86,729.03
COSG	7241 - PD 48 HOUR BOND PROJECT	(35,557.13)	3,371.28	46,666.97	(78,852.82)

El Paso County Auditor's Office
Treasury Division
Unaudited Schedule of Receipts and Disbursements
December 31, 2020

Fund Type	Fund Name	Balances			Balances
		December 1, 2020	Receipts	Disbursements	
COSG	7242 - SHERIFF & CONST CV ESSENTIALS	11,742.81	0.00	0.00	11,742.81
COSG	7243 - SW BORDER RURAL LAW ENF ASSIST	(10,836.99)	1,727.71	8,310.66	(17,419.94)
COSG	7244 - TX VOLKSWAGEN ENVIRON MITIG	57,991.00	0.00	152,790.00	(94,799.00)
COSG	7248 - DA EP COORDINATED RESPONSE	(0.00)	0.00	0.00	(0.00)
COSG	7249 - TX VW ENVIRONMENT SWEEPER	(306,910.00)	0.00	0.00	(306,910.00)
COSG	7250 - ONDCP 2020	(6,221.90)	2,338.28	61,528.99	(65,412.61)
COSG	7251 - DA SAVNS 2020	0.00	0.00	0.00	0.00
COSG	7253 - COVID 19 RELIEF FUND	181,201.45	3,338,136.77	3,103,195.93	416,142.29
COSG	7254 - COORDINATED RESPONSE EPUFRC	0.00	0.00	423,224.33	(423,224.33)
COSG	7255 - PET FOSTER CARE STIMULUS 2020	359.25	0.00	359.25	0.00
COSG	7256 - 5311 CARES ACT FUNDS 2020	(168,326.33)	173,909.82	228,857.41	(223,273.92)
COSG	7257 - INTER CITY BUS CARES ACT FUNDS	(2.84)	0.00	0.00	(2.84)
COSG	7258 - BJA CORONAVIRUS EMERGENCY SUPP	(48,737.95)	0.00	0.00	(48,737.95)
COSG	7259 - CARES ACT HELP AMERICA VOTE 20	23,770.04	0.00	23,770.04	(0.00)
COSG	7260 - COPS HIRING COPS IN SCHOOL PRG	(141,323.28)	2,713.86	213,965.24	(352,574.66)
COSG	7261 - EPC VETERANS ASST HEROES PRJ	(32,318.79)	17,032.35	21,907.12	(37,193.56)
COSG	7262 - EMERGENCY FOOD/SHELTER CARES	9,406.14	0.00	1,382.32	8,023.82
COSG	7263 - TJJD STATE AID GRANTS 2021	462,035.57	316,553.52	481,274.28	297,314.81
COSG	7264 - EMERG SVCS FOR COLONIAS 2020	(4,991.04)	0.00	81,963.59	(86,954.63)
COSG	7266 - HELP AMERICA VOTE ACT	120,187.64	71.93	0.00	120,259.57
COSG	7268 - 5339 BUS REPLACEMENT PROG 2021	(2,196.00)	0.00	7,902.00	(10,098.00)
COSG	7269 - JOHN HAYES ROAD WAY PROJECT 21	(97,101.00)	0.00	0.00	(97,101.00)
COSG	7270 - CORONAVIRUS EMERG SUPPLEMENTAL	(151,957.76)	0.00	58,462.41	(210,420.17)
COSG	7271 - CTR FOR TECH AND CIVIL LIFE	430,242.30	1,597.00	413,568.13	18,271.17
COSG	7273 - FIRST RESPONDER MENTAL HEALTH	(1,687.50)	1,687.50	0.00	0.00
Total - Treasury Consolidated Fund:		\$43,759,670.43	\$112,935,388.26	\$115,524,698.97	\$41,170,359.72
COGF	1002 - GF-JUROR FUND	40,040.00	2,447.00	2,847.00	39,640.00
COAF	2501 - AF-PAYROLL FUND	30,000.00	0.00	0.00	30,000.00
COAF	2502 - AF-125 BENEFITS FUND	217,263.59	22,477.00	18,539.41	221,201.18
COAF	2503 - AF-RETIREMENT FUND	1,787,429.56	6,068,214.66	3,572,072.70	4,283,571.52
COAF	2504 - AF-SOCSEC FUND	59.23	451.89	403.73	107.39
COAF	2508 - AF-DA SEIZURES FUND	2,476,994.51	72,089.88	19,816.79	2,529,267.60
COIS	5001 - IS-HEALTH/DENTAL/LIFE	1,619,654.20	2,707,832.17	2,636,920.01	1,690,566.36
COIS	5002 - IS-WORKERS COMP FUND	88,143.32	154,829.08	155,429.20	87,543.20
COSR	6003 - SR-CA BAD CHECK OPERATIONS	32,962.94	565.00	1,635.19	31,892.75
COSR	6053 - SR-DA SPECIAL ACCOUNT	283,757.90	8,075.58	82,546.93	209,286.55
COSR	6055 - SR-TAX OFFICE DISCRETIONARY	527,749.20	11,047.11	16,537.94	522,258.37
COSR	6182 - SR-SHERIFF STATE FORFEITURE	335,089.36	71.02	14,162.08	320,998.30
AP00	AP99 - AP-CLEARING FUND	160,382.82	0.00	0.00	160,382.82
APAF	APPR - ADULT PROBATION PAYROLL FUND	67,582.34	266,788.89	181,426.31	152,944.92
APBS	B900 - BASIC SUPERVISION	695,762.41	896,723.70	544,129.67	1,048,356.44
APCC	CC01 - COMMUNITY SERVICE RESTITUTION	4,122.24	22,976.00	10,359.83	16,738.41
APCC	CC28 - AP-VICTIM SVCS PROGRAM	0.00	57,561.87	26,813.99	30,747.88
APCC	CC41 - DRUG TESTING SERVICES	390,213.48	275,229.00	70,364.68	595,077.80
APCF	CF00 - COUNTY FUNDING	(9,579.20)	4,832.31	6,931.48	(11,678.37)
APCG	CG00 - COUNTY GRANTS	(12,170.99)	14,379.50	20,532.79	(18,324.28)
APPP	DC00 - 384TH DRUG COURT PROGRAM	41,952.79	0.00	0.00	41,952.79
APDP	DP09 - GANG INTERVENTION CASELOAD	43,243.40	32,595.00	14,293.53	61,544.87
APDP	DP10 - HIGH RISK MISDEMEANOR CASELOAD	243.96	56,696.00	37,837.71	19,102.25
APDP	DP15 - SEX OFFENDER PROGRAM	13,521.75	58,514.00	34,539.77	37,495.98
APDP	DP19 - PRETRIAL DIVERSION PROGRAM	35,726.11	26,567.00	9,526.75	52,766.36

El Paso County Auditor's Office
Treasury Division
Unaudited Schedule of Receipts and Disbursements
December 31, 2020

Fund Type	Fund Name	Balances			Balances
		December 1, 2020	Receipts	Disbursements	December 31, 2020
APDP	DP29 - MENTAL HLTH INITIATIV CASELOAD	9,234.50	42,945.00	18,897.57	33,281.93
APDP	DP30 - 384TH ADULT DRUG COURT PROGRAM	1,133.84	15,138.00	7,630.21	8,641.63
APDP	DP33 - DOMESTIC VIOLENCE CASELOADS	3,209.38	26,201.00	12,352.01	17,058.37
APDP	DP36 - CHILD ABUSES-NEGLECT CASELOAD	22,540.49	15,223.00	5,243.30	32,520.19
APDP	DP40 - AFTERCARE CASELOAD	24,469.84	18,130.00	6,293.49	36,306.35
APDP	DP44 - 84 DWI DRUG COURT	1,923.11	13,854.00	6,624.95	9,152.16
APDP	DP46 - BEHAV HLTH RESID TRT CNTR	136,419.09	725,320.38	333,554.49	528,184.98
APGT	DW00 - 243 DWI DRUG COURT	48,154.69	0.00	0.00	48,154.69
APO0	PR12 - PR BOND PROGRAM 2012	(46,090.43)	0.00	0.00	(46,090.43)
APO0	PR18 - PR BOND PROGRAM 2018	(20,839.28)	0.00	0.00	(20,839.28)
APO0	PR19 - PR BOND PROGRAM 2019	(26,460.84)	0.00	0.00	(26,460.84)
APPR	PR20 - PR BOND PROGRAM 2020	(26,671.13)	0.00	0.00	(26,671.13)
APPR	PR21 - PR BOND PROGRAM 2021	(5,526.25)	0.00	3,069.23	(8,595.48)
APRV	RV01 - ADULT PROB-RESTITUT TO VICTIM	435,236.34	51,064.57	94,105.08	392,195.83
APGT	SA00 - GOV SUBST ABUSE TREAT	91.92	4,012.80	49,922.10	(45,817.38)
APPP	SAPP - 384TH SUB ABUSE FELONY PUNISH	73,651.90	50.00	0.00	73,701.90
APSF	SF00 - 384th SAFPF REIMB	(1,973.70)	2,072.96	0.00	99.26
APTA	TA17 - TREATMNT ALT TO INCARCE (TAIP)	23,858.00	252,097.00	125,033.99	150,921.01
APGT	VR00 - VICTIM RESTORATION INITIATIVE	(0.00)	0.00	28,971.87	(28,971.87)
Total - Separate Funds:		\$9,522,506.39	\$11,927,072.37	\$8,169,365.78	\$13,280,212.98
Total - Treasury Consolidated Fund and Separate Funds:		\$53,282,176.82	\$124,862,460.63	\$123,694,064.75	\$54,450,572.70

El Paso County Auditor's Office
Treasury Division
Summary Schedule of Receipts and Disbursements
December 31, 2020

Fund Name	Balances December 1, 2020	Receipts	Disbursements	Balances December 31, 2020
General Fund	\$13,884,172.85	\$97,479,934.18	\$93,416,905.58	\$17,947,201.45
Special Revenue Fund	19,286,735.77	7,522,650.55	10,698,529.51	\$16,110,856.81
Trust and Agency Fund	377,841.60	2,391.58	0.00	\$380,233.18
Enterprise Fund	2,660,092.16	100,840.69	294,979.49	\$2,465,953.36
Debt Service Fund	3,387,377.35	7,127,313.67	9,912,150.00	\$602,541.02
Capital Projects Fund	4,163,450.70	702,257.59	1,202,134.39	\$3,663,573.90
Total Treasury Consolidated Fund:	\$43,759,670.43	\$112,935,388.26	\$115,524,698.97	\$41,170,359.72
Jury Fee Fund	40,040.00	2,447.00	2,847.00	39,640.00
Sheriff Asset Sharing Forfeiture	-	-	-	-
Sheriff Justice Forfeiture	-	-	-	-
Sheriff State Forfeiture	335,089.36	71.02	14,162.08	320,998.30
Tax Office - Discretionary	527,749.20	11,047.11	16,537.94	522,258.37
WTCS&CD-Restitution to the Victim	435,236.34	51,064.57	94,105.08	392,195.83
Adult Probation	1,648,126.24	2,827,907.41	1,554,349.72	2,921,683.93
Health and Life	1,619,654.20	2,707,832.17	2,636,920.01	1,690,566.36
County Attorney - Bad Checks	32,962.94	565.00	1,635.19	31,892.75
Social Security	59.23	451.89	403.73	107.39
Retirement	1,787,429.56	6,068,214.66	3,572,072.70	4,283,571.52
125 Benefits	217,263.59	22,477.00	18,539.41	221,201.18
Payroll	30,000.00	0.00	0.00	30,000.00
D.A. Special Account	283,757.90	8,075.58	82,546.93	209,286.55
D.A. Forfeitures/Seizure State Agency	2,476,994.51	72,089.88	19,816.79	2,529,267.60
Asset Sharing Fund Account	0.00	0.00	0.00	-
Workers Compensation Fund	88,143.32	154,829.08	155,429.20	87,543.20
Total Separate Funds:	\$9,522,506.39	\$11,927,072.37	\$8,169,365.78	13,280,212.98
Total Treasury Consolidated Fund and Separate Funds:	\$53,282,176.82	\$124,862,460.63	\$123,694,064.75	\$54,450,572.70

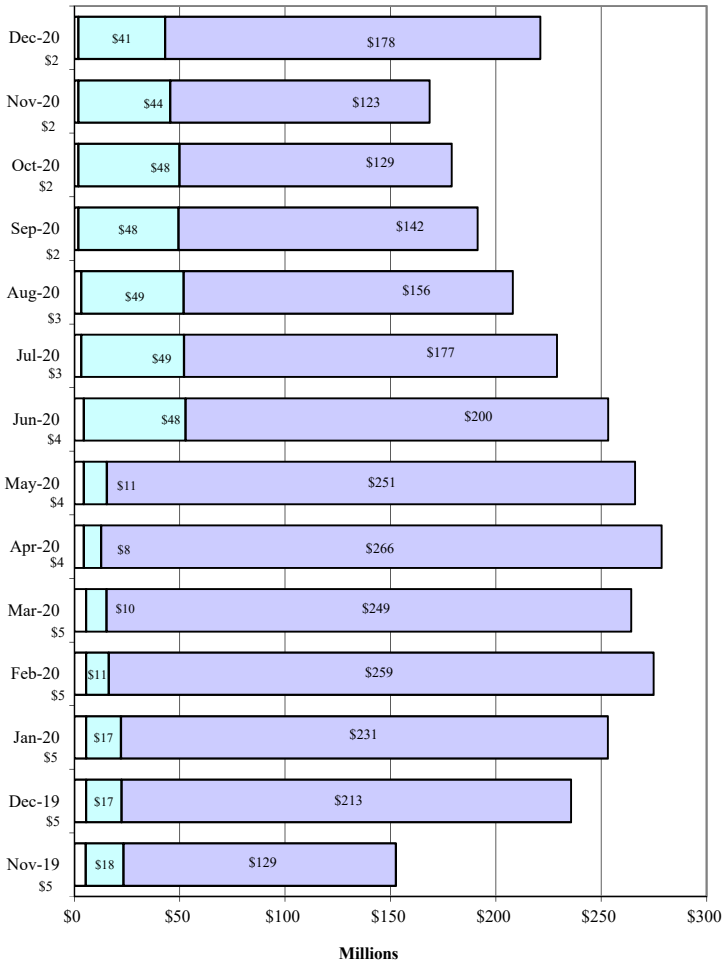
**El Paso County Auditor's Office
Treasury Division
Schedule of Debts Due To and From the County
December 31, 2020**

	General Fund	Special Revenue	Agency Fund	Enterprise Fund	Capital Projects	Debt Service
Accounts Receivable	\$20,240,152.74	\$637,653.98				
Current Taxes	93,417,338.72					\$11,256,003.78
Delinquent Taxes	12,681,243.04 *					
Total Due County	\$126,338,734.50	\$637,653.98				\$11,256,003.78
Vouchers Payable	\$2,082,618.97	\$1,099,339.47		\$298.33	\$171,706.86	
Debt Service						\$19,807,243.00
Total Due From County	\$2,082,618.97	\$1,099,339.47		\$298.33	\$171,706.86	\$19,807,243.00

* Figures represent taxes due to the county as of December 31, 2020

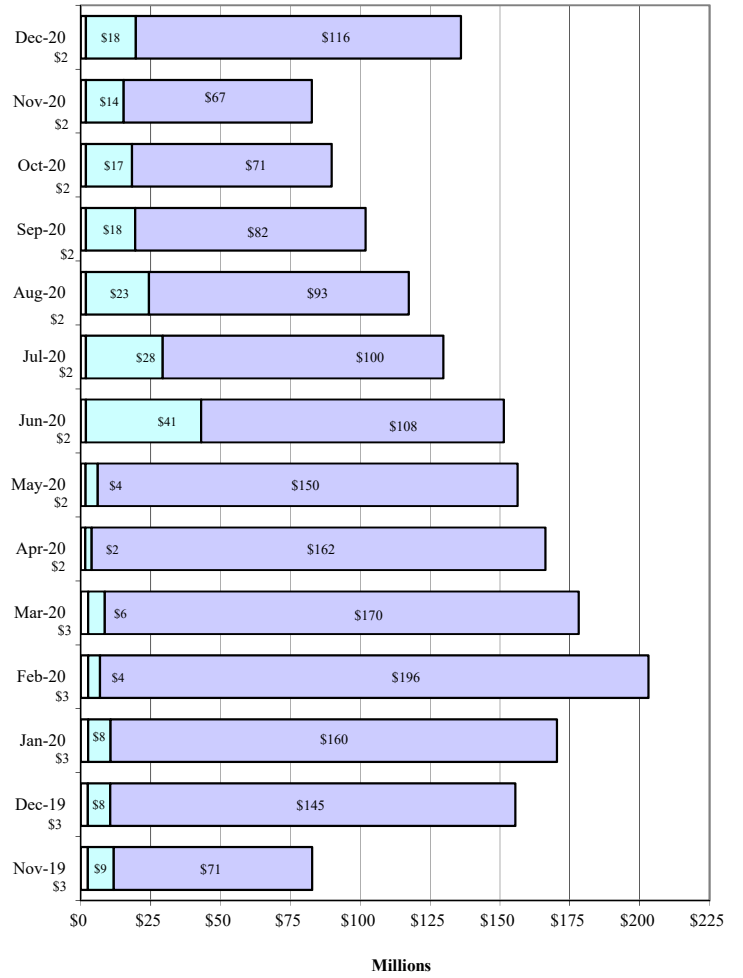
Source: County Auditor's Office

Investment Portfolio All Funds



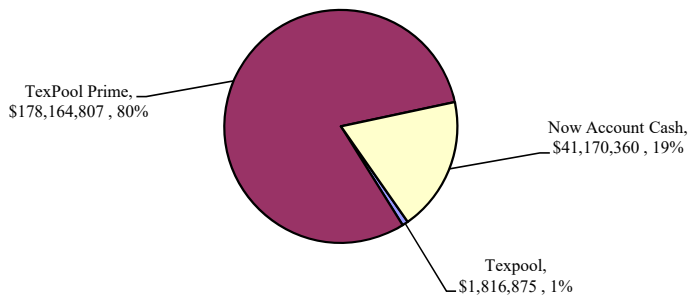
□ Texpool □ Now Account Cash □ TexPool Prime

Investment Portfolio General Fund

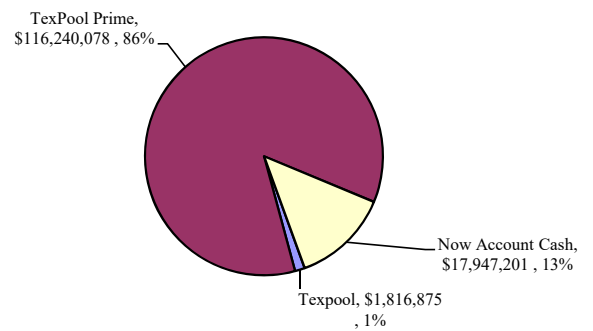


□ Texpool □ Now Account Cash □ TexPool Prime

Investment Portfolio All Funds, December 2020



Investment Portfolio General Fund, December 2020



County of El Paso Texas
Budgeted Funds
Revised Budgeted / Expended / Encumbered / Remaining Appropriations Report - Unaudited
December 31, 2020
Report as of January 11, 2020

FUND - DEPARTMENT	2020 REVISED BUDGET	MONTH EXPENDED	2020 YTD EXPENDED	2020 ENCUMBRANCE/REQ	2020 AVAILABLE BUDGET
ENTERPRISE					
PUBLIC WORKS - NON DEPT	\$4,145,325.38	\$289,811.96	\$402,918.11	\$109,362.66	\$3,633,044.61
ENTERPRISE Total	\$4,145,325.38	\$289,811.96	\$402,918.11	\$109,362.66	\$3,633,044.61
GENERAL FUND					
120TH DISTRICT COURT	\$403,325.27	\$51,341.88	\$99,150.21	\$288.27	\$303,886.79
168TH DISTRICT COURT	303,191.33	37,526.70	72,763.78	3,528.33	226,899.22
171ST DISTRICT COURT	298,129.92	34,021.37	57,792.63	1,058.99	239,278.30
205TH DISTRICT COURT	322,393.00	41,450.79	80,877.51	1,446.00	240,069.49
210TH DISTRICT COURT	307,788.00	36,549.73	72,811.10	528.00	234,448.90
243RD DISTRICT COURT	312,635.26	37,453.70	74,069.95	1,896.27	236,669.04
327TH DISTRICT COURT	305,699.03	36,892.72	72,790.22	1,230.03	231,678.78
346TH DISTRICT COURT	565,008.70	65,138.97	128,151.21	140.70	436,716.79
34TH DISTRICT COURT	332,713.09	38,955.31	78,598.49	586.00	253,528.60
383RD DISTRICT COURT	349,341.04	46,150.41	87,482.24	1,235.04	260,623.76
384TH DISTRICT COURT	620,637.00	79,210.34	152,266.18	1,492.00	466,878.82
388TH DISTRICT COURT	354,869.70	46,725.15	88,378.71	119.70	266,371.29
409TH DISTRICT COURT	309,654.20	37,021.09	73,324.32	821.20	235,508.68
41ST DISTRICT COURT	301,065.00	36,481.83	71,952.08	6,716.00	222,396.92
448TH DISTRICT COURT	295,883.92	38,837.20	74,075.99	373.47	221,434.46
65TH DISTRICT COURT	492,659.49	60,227.97	116,369.19	339.49	375,950.81
6th ADMIN JUDICIAL REGION	75,368.00	-	75,367.00	-	1.00
8th COURT OF APPEALS	33,922.00	3,911.34	8,083.41	-	25,838.59
BUDGET OFFICE	1,212,452.83	122,119.46	245,408.01	429.12	966,615.70
CO-CONSTABLE PRECINCT 1	580,276.07	86,550.39	167,571.57	6,964.18	405,740.32
CO-CONSTABLE PRECINCT 2	457,684.26	48,147.96	94,468.64	5,926.35	357,289.27
CO-CONSTABLE PRECINCT 3	486,954.08	46,382.92	90,610.01	2,114.14	394,229.93
CO-CONSTABLE PRECINCT 4	482,657.90	73,746.16	142,667.13	11,202.45	328,788.32
CO-CONSTABLE PRECINCT 5	525,115.90	66,623.22	129,515.58	3,572.89	392,027.43
COMMISSIONER PRECINCT NUMBER 1	377,534.00	44,513.85	90,345.00	28.00	287,161.00
COMMISSIONER PRECINCT NUMBER 2	339,437.71	39,761.14	80,804.11	1,757.71	256,875.89
COMMISSIONER PRECINCT NUMBER 3	350,252.99	41,091.87	83,881.03	30.99	266,340.97
COMMISSIONER PRECINCT NUMBER 4	351,441.76	44,229.01	87,298.01	99.00	264,044.75
COUNCIL OF JUDGES ADMIN	9,131,953.22	470,034.27	730,179.55	63,283.57	8,338,490.10
COUNTY ADMIN DEPT	1,532,298.46	134,445.65	288,658.75	31,256.89	1,212,382.82
COUNTY ATTORNEY	11,708,243.09	1,205,487.48	2,478,147.09	47,173.83	9,182,922.17
COUNTY AUDITOR	6,320,586.69	764,330.50	1,518,024.13	6,124.55	4,796,438.01
COUNTY CLERK	3,585,257.45	464,015.75	859,698.23	13,676.37	2,711,882.85
COUNTY COLLECTIONS	1,314,072.66	148,467.77	292,919.43	7,690.80	1,013,462.43
COUNTY COURT AT LAW NUMBER 1	299,856.58	38,754.54	75,677.31	628.36	223,550.91
COUNTY COURT AT LAW NUMBER 2	311,831.37	40,366.61	77,337.53	870.77	233,623.07
COUNTY COURT AT LAW NUMBER 3	293,433.30	36,683.56	71,047.20	4,158.30	218,227.80
COUNTY COURT AT LAW NUMBER 4	322,928.35	37,649.60	75,704.23	1,701.51	245,522.61
COUNTY COURT AT LAW NUMBER 5	348,415.00	44,171.19	79,894.46	399.00	268,121.54
COUNTY COURT AT LAW NUMBER 6	343,582.02	40,310.57	81,041.81	1,380.02	261,160.19
COUNTY COURT AT LAW NUMBER 7	292,700.00	37,203.11	72,081.09	90.00	220,528.91
COUNTY COURTS ADMINISTRATION	865,126.00	106,381.19	197,055.83	6,475.51	661,594.66
COUNTY CRIMINAL COURT AT LAW 1	309,803.35	40,168.24	77,177.86	663.35	231,962.14
COUNTY CRIMINAL COURT AT LAW 2	552,063.77	71,973.30	131,027.13	102.77	420,933.87
COUNTY CRIMINAL COURT AT LAW 3	293,712.90	35,901.68	70,682.39	919.18	222,111.33
COUNTY CRIMINAL COURT AT LAW 4	322,422.94	41,348.19	79,597.61	116.94	242,708.39
COUNTY ELECTIONS	2,084,951.33	683,679.50	879,584.75	47,834.77	1,157,531.81
COUNTY JUDGE	470,297.30	45,309.24	88,089.77	484.30	381,723.23
COUNTY PROBATE COURT 1	1,184,965.25	148,046.79	288,277.68	1,732.07	894,955.50
COUNTY PROBATE COURT 2	1,039,487.00	126,092.34	246,668.63	635.86	792,182.51
COUNTY PURCHASING AGENT	1,818,269.26	211,237.77	405,977.14	62,678.27	1,349,613.85
COUNTY TAX ASSESSOR-COLLECTOR	4,513,128.84	620,229.39	1,133,621.59	53,736.61	3,325,770.64
COURTS AT LAW NON DEPT	1,681,667.00	182,772.88	379,394.77	-	1,302,272.23
CRIMINAL DISTRICT COURT NO. 1	322,248.86	38,633.39	76,456.71	3,214.48	242,577.67
CRIMINAL LAW MAGISTRATE COURT	1,479,460.75	188,619.01	367,608.38	658.53	1,111,193.84
CTY CRIMINAL MAGISTRATE JUDGES	978,869.00	107,234.49	221,842.08	-	757,026.92
DISTRICT ATTORNEY	19,252,112.97	2,039,479.29	4,174,366.29	154,638.16	14,923,108.52
DISTRICT CLERK	6,019,746.93	721,201.27	1,376,394.03	5,952.81	4,637,400.09
DISTRICT COURTS NON DEPT	2,408,378.00	52,013.09	242,704.37	-	2,165,673.63
DOMESTIC RELATIONS OFFICE	2,184,450.27	244,420.83	487,399.72	4,347.83	1,692,702.72
ECONOMIC DEVELOPMENT	10,002,414.98	62,481.96	114,509.71	7,941.43	9,879,963.84
FACILITIES MANAGEMENT	8,295,398.83	867,860.02	1,654,410.35	532,593.61	6,639,394.87
FAMILY AND COMMUNITY SERVICES	1,066,441.00	42,346.37	83,912.26	569.95	981,958.79
FLEET MANAGEMENT	705,964.80	45,815.11	96,234.75	84,120.82	525,609.23
GENERAL GOVT NON DEPT	68,516,754.54	195,348.01	1,495,063.50	214,837.32	66,806,853.72
HUMAN RESOURCES	3,316,514.54	341,496.70	673,505.75	39,507.60	2,603,501.19
INFORMATION TECHNOLOGY	16,079,991.16	2,205,092.58	4,625,101.97	2,146,165.68	9,308,723.51
JD-ASSOCIATE FAMILY COURT 1	493,030.00	61,919.79	119,677.77	1,065.00	372,287.23
JD-ASSOCIATE FAMILY COURT 2	679,534.44	86,855.59	168,616.72	1,533.44	509,384.28
JD-ASSOCIATE FAMILY COURT 4	446,882.59	58,069.27	114,125.66	116.99	332,639.94
JD-JUVENILE COURT REFEREE 1	655,481.57	91,021.77	169,321.66	275.86	485,884.05
JP-1	468,437.50	53,193.88	117,369.94	434.52	350,633.04
JP-2	550,213.89	66,401.44	131,257.81	843.89	418,112.19
JP-3	577,248.49	79,568.33	144,871.46	776.14	431,600.89
JP-4	513,479.51	70,248.31	127,222.70	1,093.38	385,163.43
JP-5	488,376.77	46,681.09	102,638.29	617.24	385,121.24
JP-6-1	597,836.71	74,297.16	138,362.20	2,449.61	457,024.90
JP-6-2	566,152.33	74,814.29	138,911.91	126.87	427,113.55
JP-7	569,992.20	78,937.83	147,171.56	176.20	422,644.44
JUVENILE COURT REFEREE 2	579,476.73	70,353.77	140,072.48	661.99	438,742.26
OFF CRIMINAL JUSTICE COORD	3,007,671.48	422,840.58	750,347.45	67,135.71	2,190,188.32
PROTECTIVE ORDER COURT	349,509.00	35,465.73	67,767.69	444.00	281,297.31
PUBLIC DEFENDER	10,075,859.04	1,002,514.45	2,009,189.48	3,039.81	8,063,629.75
PUBLIC WORKS	130,945.24	7,410.73	14,485.36	4,423.24	112,036.64
PUBLIC WORKS - NON DEPT	10,621,345.59	845,943.78	1,071,834.72	494,613.33	9,054,897.54
SHERIFF DEPARTMENT	111,502,673.42	14,489,633.30	26,635,959.13	1,048,756.96	83,817,957.33
WEST TEXAS COMM SUPERVISION	30,845.91	420.65	1,069.58	1,339.86	28,436.47
CO-CONSTABLE PRECINCT 6	749,706.56	111,485.47	219,849.19	14,062.27	515,795.10
CO-CONSTABLE PRECINCT 7	521,193.13	66,406.70	130,445.04	6,945.68	383,802.41
HEALTH & WELFARE NON-DEPT	2,401,009.00	76,161.69	152,050.09	2,810.00	2,246,148.91
GENERAL ASSISTANCE/VETERANS	1,036,035.49	70,626.73	126,299.16	618.49	909,117.84
MEDICAL EXAMINER	3,008,251.31	365,164.68	696,698.95	153,954.29	2,157,598.07

County of El Paso Texas
 Budgeted Funds
 Revised Budgeted / Expended / Encumbered / Remaining Appropriations Report - Unaudited
 December 31, 2020
 Report as of January 11, 2020

FUND - DEPARTMENT	2020 REVISED BUDGET	MONTH EXPENDED	2020 YTD EXPENDED	2020 ENCUMBRANCE/REQ	2020 AVAILABLE BUDGET
NUTRITION ADMINISTRATION	810,145.97	80,854.88	152,062.57	1,811.99	656,271.41
MH-MENTAL HEALTH SUPP SVCS	431,636.00	50,814.56	100,746.10	-	330,889.90
RESOURCE DEVELOPMENT NON DEPT	342,249.41	33,204.13	66,522.05	3,749.82	271,977.54
CULTURE & RECREATION NON-DEPT	1,019,298.08	92,623.36	178,409.42	180,259.19	660,629.47
ASCARATE PARK	2,400,268.41	342,362.03	618,836.53	116,815.29	1,664,616.59
GOLF COURSE	2,128,521.93	211,133.55	483,384.35	88,401.90	1,556,735.68
SPORTSPARK	1,784,680.36	106,303.05	188,099.98	175,655.72	1,420,924.66
SWIMMING POOLS	377,669.05	20,126.51	40,686.48	4,264.84	332,717.73
ROADS AND BRIDGES	14,670,061.86	358,171.23	605,971.80	957,516.86	13,106,573.20
JUVENILE PROBATION DEPT	17,501,137.71	2,131,387.57	4,012,086.40	203,542.22	13,285,509.09
ANIMAL WELFARE	916,879.65	102,518.79	190,838.79	39,995.12	686,045.74
GENERAL FUND Total	\$395,721,627.54	\$36,204,102.38	\$69,337,209.61	\$7,182,613.86	\$319,201,804.07
INTERNAL SERVICE					
GENERAL GOVT NON DEPT	\$41,261.48	\$3,095,988.57	\$7,067,072.94	\$121,226.13	(\$7,147,037.59)
INTERNAL SERVICE Total	\$41,261.48	\$3,095,988.57	\$7,067,072.94	\$121,226.13	(\$7,147,037.59)
SPECIAL REVENUE					
346TH DISTRICT COURT	\$37,525.33	\$247.05	\$463.84	\$4,495.60	\$32,565.89
384TH DISTRICT COURT	91,057.47	4,473.96	8,630.87	1,914.37	80,512.23
409TH DISTRICT COURT	34,539.00	-	-	-	34,539.00
65TH DISTRICT COURT	87,042.00	-	300.00	525.00	86,217.00
COMMISSIONER PRECINCT NUMBER 2	151.00	-	-	-	151.00
COUNTY ATTORNEY	395,967.14	6,092.01	14,604.75	9,997.99	371,364.40
COUNTY CLERK	5,121,717.76	116,004.13	216,630.97	1,337,224.08	3,567,862.71
COUNTY CRIMINAL COURT AT LAW 2	61,066.98	6,381.27	7,207.32	189.17	53,670.49
COUNTY ELECTIONS	2,368,477.63	710,338.93	894,554.94	134,430.35	1,339,492.34
COUNTY JUDGE	5,950.00	-	3,707.42	523.66	1,718.92
COUNTY PROBATE COURT 1	244,831.78	3,190.80	7,621.96	2,029.78	235,180.04
COUNTY PROBATE COURT 2	180,551.00	7,599.51	15,433.40	-	165,117.60
COUNTY TAX ASSESSOR-COLLECTOR	548,977.00	16,561.90	30,263.21	-	518,713.79
DISTRICT ATTORNEY	1,113,972.18	79,515.59	90,274.39	19,144.25	1,004,553.54
DISTRICT CLERK	523,493.00	8,765.98	17,001.12	-	506,491.88
DISTRICT COURTS NON DEPT	684,804.00	21,516.20	51,240.13	-	633,563.87
GENERAL GOVT NON DEPT	240,309.00	22,456.79	46,113.26	-	194,195.74
HUMAN RESOURCES	36,855.00	10,110.00	10,110.00	-	26,745.00
OFF CRIMINAL JUSTICE COORD	74,501.00	-	-	-	74,501.00
PUBLIC WORKS - NON DEPT	25,071,161.97	1,396,683.95	2,765,952.77	3,692,123.20	18,613,086.00
SHERIFF DEPARTMENT	2,934,668.49	78,611.29	197,654.00	125,410.96	2,611,603.53
HEALTH & WELFARE NON-DEPT	85,917.00	3,539.77	6,962.90	-	78,954.10
GENERAL ASSISTANCE/VETERANS	5,065,187.00	1,788.63	1,918.68	-	5,063,268.32
RESOURCE DEVELOPMENT NON DEPT	46,207.00	-	-	-	46,207.00
CULTURE & RECREATION NON-DEPT	7,345,859.87	194,784.82	754,783.14	45,648.96	6,545,427.77
ASCARATE PARK	108,370.00	6,948.76	9,772.77	73,043.79	25,553.44
GOLF COURSE	2,500.00	-	-	-	2,500.00
JUVENILE PROBATION DEPT	611,430.22	1,041.00	7,251.00	3,721.22	600,458.00
ADMIN OF JUSTICE NON DEPT	615,677.00	11,690.70	25,974.06	-	589,702.94
JUSTICE OF THE PEACE NON DEPT	726,646.89	12,741.56	14,858.92	147,758.86	564,029.11
LAW LIBRARY	601,246.14	50,908.61	85,106.43	207,841.04	308,298.67
COUNTY ADMINISTRATION	28,748.00	-	-	5,999.00	22,749.00
PUBLIC SAFETY NON DEPT	702,841.00	-	-	-	702,841.00
PRIOR YEAR CIP	5,402.00	-	-	-	5,402.00
SPECIAL REVENUE Total	\$55,803,650.85	\$2,771,993.21	\$5,284,392.25	\$5,812,021.28	\$44,707,237.32
DEBT SERVICE					
GENERAL GOVT NON DEPT	\$19,807,243.00	\$0.00	\$0.00	\$0.00	\$19,807,243.00
DEBT SERVICE Total	\$19,807,243.00	\$0.00	\$0.00	\$0.00	\$19,807,243.00
Grand Total	\$475,519,108.25	\$42,361,896.12	\$82,091,592.91	\$13,225,223.93	\$380,202,291.41

County of El Paso Texas
Multiyear Funds
Revised Budgeted / Expended / Encumbered / Remaining Appropriations Report - Unaudited
December 31, 2020
Report as of January 11, 2020

FUND - DEPARTMENT	LTD REVISED BUDGET	MONTH EXPENDED	LTD EXPENDED	LTD ENCUMBRANCE/REQ	LTD AVAILABLE BUDGET
ADULT PROBATION AP00					
WEST TEXAS COMM SUPERVISION	\$10,920.00	\$0.00	\$5,468.42	\$1,040.58	\$4,411.00
ADULT PROBATION AP00 Total	\$10,920.00	\$0.00	\$5,468.42	\$1,040.58	\$4,411.00
ADULT PROBATION APBS					
WEST TEXAS COMM SUPERVISION	\$5,239,701.00	\$544,129.67	\$1,491,621.45	\$33,079.60	\$3,714,999.95
ADULT PROBATION APBS Total	\$5,239,701.00	\$544,129.67	\$1,491,621.45	\$33,079.60	\$3,714,999.95
ADULT PROBATION APCC					
WEST TEXAS COMM SUPERVISION	\$1,573,147.00	\$78,566.63	\$277,138.62	\$2,123.30	\$1,293,885.08
ADULT PROBATION APCC Total	\$1,573,147.00	\$78,566.63	\$277,138.62	\$2,123.30	\$1,293,885.08
ADULT PROBATION APCF					
WEST TEXAS COMM SUPERVISION	\$62,973.00	\$6,931.48	\$19,539.12	\$0.00	\$43,433.88
ADULT PROBATION APCF Total	\$62,973.00	\$6,931.48	\$19,539.12	\$0.00	\$43,433.88
ADULT PROBATION APCG					
WEST TEXAS COMM SUPERVISION	\$161,630.00	\$18,459.83	\$51,694.42	\$0.00	\$109,935.58
ADULT PROBATION APCG Total	\$161,630.00	\$18,459.83	\$51,694.42	\$0.00	\$109,935.58
ADULT PROBATION APDP					
WEST TEXAS COMM SUPERVISION	\$4,836,732.00	\$440,976.40	\$1,530,836.88	\$129,145.49	\$3,176,749.63
ADULT PROBATION APDP Total	\$4,836,732.00	\$440,976.40	\$1,530,836.88	\$129,145.49	\$3,176,749.63
ADULT PROBATION APGT					
WEST TEXAS COMM SUPERVISION	\$682,890.00	\$70,776.45	\$266,627.30	\$0.00	\$416,262.70
ADULT PROBATION APGT Total	\$682,890.00	\$70,776.45	\$266,627.30	\$0.00	\$416,262.70
ADULT PROBATION APPP					
WEST TEXAS COMM SUPERVISION	\$86,038.00	\$0.00	\$95.75	\$12,404.25	\$73,538.00
ADULT PROBATION APPP Total	\$86,038.00	\$0.00	\$95.75	\$12,404.25	\$73,538.00
ADULT PROBATION APPR					
WEST TEXAS COMM SUPERVISION	\$26,763.00	\$3,069.23	\$8,595.48	\$0.00	\$18,167.52
ADULT PROBATION APPR Total	\$26,763.00	\$3,069.23	\$8,595.48	\$0.00	\$18,167.52
ADULT PROBATION APTA					
WEST TEXAS COMM SUPERVISION	\$1,442,822.00	\$125,033.99	\$353,993.95	\$178.74	\$1,088,649.31
ADULT PROBATION APTA Total	\$1,442,822.00	\$125,033.99	\$353,993.95	\$178.74	\$1,088,649.31
CAPITAL PROJECTS					
WEST TEXAS COMM SUPERVISION	\$47,503.53	\$0.00	\$47,503.53	\$0.00	\$0.00
PRIOR YEAR CIP	16,054,154.26	-	20,467,704.83	3,010.46	(4,416,561.03)
FLEET MANAGEMENT	1,611,200.66	-	140,170.66	-	1,471,030.00
COUNTY AUDITOR	6,258,018.00	-	5,250,491.98	374,574.13	632,951.89
INFORMATION TECHNOLOGY	21,753,883.32	23,819.98	20,746,021.19	512,951.03	494,911.10
FACILITIES MANAGEMENT	11,908,922.57	244,241.53	8,548,095.68	531,445.81	2,829,381.08
COUNTY TAX ASSESSOR-COLLECTOR	117,930.77	-	64,804.77	38,771.00	14,355.00
120TH DISTRICT COURT	5,525.00	-	5,525.00	-	-
168TH DISTRICT COURT	8,905.00	-	8,905.00	-	-
384TH DISTRICT COURT	18,976.03	-	18,976.03	-	-
JD-JUVENILE COURT REFEREE 1	4,789.00	-	4,789.00	-	-
COUNTY CRIMINAL COURT AT LAW 4	2,399.00	-	2,399.00	-	-
COUNTY COURT AT LAW NUMBER 6	3,793.00	-	3,793.00	-	-
COUNTY ATTORNEY	64,894.78	-	64,894.78	-	-
DISTRICT ATTORNEY	87,322.92	-	87,322.92	-	-
SHERIFF DEPARTMENT	62,314,378.87	45,612.80	60,980,819.28	569,505.92	764,053.67
JUVENILE PROBATION DEPT	1,212,859.06	-	741,319.06	-	471,540.00
CO-CONSTABLE PRECINCT 1	143,721.36	-	122,347.36	-	21,374.00
CO-CONSTABLE PRECINCT 2	114,596.34	-	112,457.99	-	2,138.35
CO-CONSTABLE PRECINCT 3	110,199.89	-	106,999.89	-	3,200.00
CO-CONSTABLE PRECINCT 4	113,261.95	-	108,675.56	-	4,586.39
CO-CONSTABLE PRECINCT 5	109,191.75	-	109,191.75	-	-
CO-CONSTABLE PRECINCT 6	226,858.38	-	218,128.38	-	8,730.00
CO-CONSTABLE PRECINCT 7	56,000.00	-	52,695.00	-	3,305.00
MEDICAL EXAMINER	861,538.54	-	197,308.54	4,223.91	660,006.09
NUTRITION ADMINISTRATION	201,994.08	4,566.31	160,357.31	-	41,636.77
RESOURCE DEVELOPMENT NON DEPT	4,808.00	-	4,808.00	-	-
CULTURE & RECREATION NON-DEPT	1,115,452.00	32,518.82	111,941.50	93,846.64	909,663.86
ASCARATE PARK	562,413.80	-	302,900.08	172,396.72	87,117.00
GOLF COURSE	452,691.19	-	452,691.19	-	-
ROADS AND BRIDGES	3,653,372.12	35,490.17	1,538,433.26	705,229.75	1,409,709.11
GENERAL GOVT NON DEPT	27,061,569.64	-	15,540,877.17	447,332.74	11,073,359.73
PUBLIC WORKS - NON DEPT	66,525,358.54	-	63,118,962.00	320,532.25	3,085,864.29
COUNTY PURCHASING AGENT	79,080.00	-	52,236.00	22,530.00	4,314.00
HUMAN RESOURCES	508,255.00	-	314,601.32	171,998.68	21,655.00
COUNTY ADMIN DEPT	176,320.58	-	159,789.21	3,250.00	13,281.37
346TH DISTRICT COURT	22,000.00	-	22,000.00	-	-
JP-1	56,224.84	-	40,549.84	-	15,675.00
PUBLIC WORKS	7,789,997.99	10,621.19	5,699,023.36	824,486.44	1,266,488.19
DISTRICT CLERK	11,758.68	-	11,758.68	-	-
COUNTY ELECTIONS	5,784,226.85	-	5,768,226.85	-	16,000.00
BUDGET OFFICE	6,729.48	-	6,729.48	-	-
COUNTY COLLECTIONS	15,485.30	-	15,485.30	-	-
PUBLIC DEFENDER	80,329.16	-	54,529.16	-	25,800.00
SPORTSPARK	10,515,124.00	-	10,310,824.00	-	204,300.00
FAMILY AND COMMUNITY SERVICES	73,943.83	-	46,806.58	12,137.25	15,000.00
OFF CRIMINAL JUSTICE COORD	34,720.22	-	34,720.22	-	-
COUNCIL OF JUDGES ADMIN	445,288.00	-	4,395.00	-	440,893.00

County of El Paso Texas
Multiyear Funds
Revised Budgeted / Expended / Encumbered / Remaining Appropriations Report - Unaudited
December 31, 2020
Report as of January 11, 2020

FUND - DEPARTMENT	LTD REVISED BUDGET	MONTH EXPENDED	LTD EXPENDED	LTD ENCUMBRANCE/REQ	LTD AVAILABLE BUDGET
65TH DISTRICT COURT	4,395.00	-	4,395.00	-	-
COUNTY COURT AT LAW NUMBER 1	5,195.00	-	5,195.00	-	-
COUNTY COURT AT LAW NUMBER 2	5,195.00	-	5,195.00	-	-
ANIMAL WELFARE	54,504.25	-	-	54,226.73	277.52
CAPITAL PROJECTS Total	\$248,457,256.53	\$396,870.80	\$221,998,770.69	\$4,862,449.46	\$21,596,036.38
Grand Total	\$262,580,872.53	\$1,684,814.48	\$226,004,382.08	\$5,040,421.42	\$31,536,069.03

County of El Paso Texas
Grant Funds
Revised Budgeted / Expended / Encumbered / Remaining Appropriations Report - Unaudited
December 31, 2020
Report as of January 11, 2020

DEPARTMENT - PROJECT	LTD REVISED BUDGET	MONTH EXPENDED	LTD EXPENDED	LTD ENCUMB / REQ	LTD AVAILABLE BUDGET
384TH DISTRICT COURT					
384TH ADULT DRUG COURT PROGRAM 2016	\$173,261.74	\$0.00	\$147,242.86	\$0.00	\$26,018.88
384TH ADULT DRUG COURT PROGRAM 2017	195,990.00	-	179,466.36	-	16,523.64
384TH ADULT DRUG COURT PROGRAM 2018	193,146.00	-	193,146.00	-	-
384TH ADULT DRUG COURT PROGRAM 2019	195,226.00	-	193,779.94	-	1,446.06
EL PASO CNTY 384TH ADULT DG CT 2020	195,628.00	-	192,413.40	-	3,214.60
384TH ADULT DRUG COURT PROGRAM 2021	175,883.60	20,179.04	55,964.51	-	119,919.09
384TH DISTRICT COURT Total	\$1,129,135.34	\$20,179.04	\$962,013.07	\$0.00	\$167,122.27
COUNTY ATTORNEY					
CHILD PROTECTIVE SERVICES 2016	\$1,087,835.55	\$0.00	\$1,143,451.79	\$0.00	(\$55,616.24)
CHILD PROTECTIVE SERVICES 2017	1,080,664.80	-	1,124,171.38	-	(43,506.58)
CHILD PROTECTIVE SERVICES 2018	1,125,802.98	-	1,039,726.42	-	86,076.56
TEEN INTERVENTION AND PREVENTION 17	55,000.00	-	42,623.35	-	12,376.65
CHILD PROTECTIVE SERVICES 2019	1,212,571.92	-	1,061,492.76	-	151,079.16
CA OFFICE-VICTIM RESOURCE PROGRAM	90,000.00	-	58,752.31	-	31,247.69
CHILD PROTECTIVE SERVICES 2020	1,234,464.21	-	1,121,249.96	(7.02)	113,221.27
CA OFFICE-VICTIM RES. PROG 2020	178,768.72	10,149.34	109,420.72	(70.51)	69,418.51
CHILD PROTECTIVE SERVICES 2021	1,291,479.20	125,627.09	261,306.93	2,495.63	1,027,676.64
COUNTY ATTORNEY Total	\$7,356,587.38	\$135,776.43	\$5,962,195.62	\$2,418.10	\$1,391,973.66
DISTRICT ATTORNEY					
BORDER PROSECUTION UNIT 2016	\$678,940.00	\$0.00	\$558,623.88	\$0.00	\$120,316.12
DISTRICT ATTORNEY DIMS PROJECT 2016	602,298.82	-	581,989.87	-	20,308.95
DISTRICT ATTORNEY DIMS PROJECT 2017	646,883.00	-	629,760.91	-	17,122.09
DISTRICT ATTORNEY DIMS PROJECT 2018	646,883.00	-	615,039.99	-	31,843.01
DA JOINT PROSECUTION INIT 2014	(2,386.08)	-	(2,386.08)	-	-
DA JOINT PROSECUTION INIT 2015	554,883.43	-	554,883.43	-	-
WTX HIDTA PROSECUTION INIT 2016	596,752.00	-	596,752.00	-	-
WTX HIDTA PROSECUTION INIT 2017	583,074.00	-	583,074.00	-	-
DA'S OFFICE VICTIM ASSISTANCE 2016	277,284.44	-	267,264.46	-	10,019.98
DA OFFICE VICTIM ASSISTANCE PR 2017	638,033.00	-	633,935.08	-	4,097.92
DOMESTIC VIOLENCE UNIT 2016	324,702.07	-	304,726.39	-	19,975.68
DOMESTIC VIOLENCE UNIT 2017	288,556.34	-	283,505.96	-	5,050.38
DOMESTIC VIOLENCE UNIT 2018	268,024.27	-	263,692.10	-	4,332.17
DOMESTIC VIOLENCE HIGH RISK TEAM 17	43,000.00	-	43,000.00	-	-
REGION 1-BORDER PROSECUTION UN 2017	673,940.00	-	645,411.65	-	28,528.35
REGION 1-BORDER PROSECUTION UN 2018	1,090,000.00	-	1,010,781.95	-	79,218.05
SI PROSECUTION INITIATIVE 2014	7,095.58	-	7,095.58	-	-
WTX SI HIDTA PROSECUTION INIT 2017	57,000.00	-	57,000.00	-	-
DOMESTIC VIOLENCE HIGH RISK TEAM 18	49,838.43	-	43,000.00	-	6,838.43
WTX HIDTA PROSECUTION INIT 2018	584,075.00	-	584,075.00	-	-
DISTRICT ATTORNEY DIMS PROJECT 2019	646,883.00	-	604,565.27	-	42,317.73
DA OFFICE VICTIM ASSISTANCE 2019	787,605.00	3,932.25	786,458.42	-	1,146.58
DOMESTIC VIOLENCE UNIT 2019	279,610.00	-	272,435.94	-	7,174.06
REGION 1-BORDER PROSECUTION UN 2019	1,154,300.00	-	1,121,812.40	-	32,487.60
WTX BI HIDTA PROSECUTION INIT 2018	94,520.00	-	94,520.00	-	-
DOMESTIC VIOLENCE HIGH RISK TEAM 19	50,000.00	-	50,000.00	-	-
WTX HIDTA PROSECUTION INIT 2019	785,195.00	-	785,195.00	-	-
MAXIMIZING OUR REACH	20,000.00	-	20,000.00	-	-
DISTRICT ATTORNEY DIMS PROJECT 2020	646,883.00	-	610,224.18	-	36,658.82
DOMESTIC VIOLENCE UNIT 2020	293,503.70	-	272,403.10	-	21,100.60
REGION 1-BORDER PROSECUTION UN 2020	2,800,000.00	96,854.97	1,432,024.92	199.11	1,367,775.97
EL PASO COORDINATED RESPONSE	313,081.40	-	33,521.26	-	279,560.14
DA SAVNS 2020	30,170.26	-	30,170.24	-	0.02
WTX HIDTA PROSECUTION PROJECT	727,295.00	87,827.66	308,691.75	2,315.54	416,287.71
DISTRICT ATTORNEY DIMS PROJECT 2021	646,883.00	76,837.48	207,729.03	-	439,153.97
DOMESTIC VIOLENCE UNIT 2021	287,864.00	30,071.13	85,437.46	-	202,426.54
DA'S OFFICE VICTIM ASSISTANCE 2021	434,181.00	46,267.67	95,700.83	-	338,480.17
DA SAVNS 2021	30,170.26	-	2,510.21	-	27,660.05
DISTRICT ATTORNEY Total	\$18,637,021.92	\$341,791.16	\$15,074,626.18	\$2,514.65	\$3,559,881.09
DOMESTIC RELATIONS OFFICE					
ACCESS & VISITATION GRANT 2016	\$60,652.60	\$0.00	\$59,274.68	\$0.00	\$1,377.92
ACCESS AND VISITATION GRANT 2017	66,667.00	-	66,603.25	-	63.75
ACCESS AND VISITATION 2018	70,453.00	-	69,974.34	-	478.66
DRO-TOUCH-SCREEN ACCESS TO LAW KIOS	2,645.00	-	2,355.36	-	289.64
ACCESS AND VISITATION 2019	67,284.00	-	63,957.61	-	3,326.39
ACCESS AND VISITATION 2020	59,637.00	-	55,717.50	-	3,919.50
ACCESS AND VISITATION 2021	65,249.00	-	-	-	65,249.00
ONLINE DISPUTE RESOLUTION TECHNOLOG	12,400.00	-	-	-	12,400.00
DOMESTIC RELATIONS OFFICE Total	\$404,987.60	\$0.00	\$317,882.74	\$0.00	\$87,104.86
MH-MENTAL HEALTH SUPP SVCS					
BORDER CHILDREN'S NON TRAD 2012	\$7,433.66	\$0.00	\$7,433.66	\$0.00	\$0.00
MH-MENTAL HEALTH SUPP SVCS Total	\$7,433.66	\$0.00	\$7,433.66	\$0.00	\$0.00
SHERIFF DEPARTMENT					
1 MILLION DOLLARS 2017	\$8,000.00	\$0.00	\$6,695.46	\$0.00	\$1,304.54
BELLA BLANCO 2016	10,000.00	-	9,359.99	-	640.01
BLACK HOLE 2016	5,000.00	-	4,377.62	-	622.38
BLACK HOLE 2017	10,000.00	-	7,510.39	-	2,489.61
BONE MEAL EXPRESS 2016	5,000.00	-	4,156.61	-	843.39
BORDER CRIME INITIATIVE CJD 16	236,600.00	-	236,599.99	-	0.01
BORDER CRIME INITIATIVE STATE 2016	334,659.79	-	172,070.00	151.08	162,438.71
LOCAL BORDER SECURITY PROGRAM FY16	215,602.50	-	214,977.85	-	624.65
LOCAL BORDER SECURITY PROGRAM FY17	240,471.21	-	239,284.90	-	1,186.31
ONE MILLION DOLLARS 2016	5,000.00	-	4,937.19	-	62.81
WEST TEXAS BORDER CORRUPTION 2016	127,260.00	-	127,260.00	-	-
WTX BORDER CORRUPTION 2015	32,114.00	-	32,114.00	-	-
WEST TEXAS BORDER CORRUPTION 2017	141,259.00	-	141,259.00	-	-
LOCAL BORDER SECURITY PROGRAM FY18	274,000.00	-	273,853.18	-	146.82
1 MILLION DOLLARS 2018	10,000.00	-	1,666.99	-	8,333.01
COPS BLDG TRST PEOPLE-COLOR 2015	54,860.73	-	54,553.85	-	306.88
CORREDOR NUEVO 2017	280,000.00	-	253,093.21	-	26,906.79

County of El Paso Texas
Grant Funds
Revised Budgeted / Expended / Encumbered / Remaining Appropriations Report - Unaudited
December 31, 2020
Report as of January 11, 2020

DEPARTMENT - PROJECT	LTD REVISED BUDGET	MONTH EXPENDED	LTD EXPENDED	LTD ENCUMB / REQ	LTD AVAILABLE BUDGET
COPS IN SCHOOL 2014	1,622,039.58	-	1,622,039.59	-	(0.01)
DISTRICT ATTORNEY JAG 2013	848.29	-	846.52	-	1.77
DISTRICT ATTORNEY JAG 2014	5,668.33	-	5,664.25	-	4.08
DISTRICT ATTORNEY JAG 2015	11,134.00	-	11,132.94	-	1.06
DISTRICT ATTORNEY JAG 2016	11,762.00	-	11,761.65	-	0.35
DIRECT VICTIM SERVICES 2016	298,923.63	-	291,152.81	-	7,770.82
DIRECT VICTIM SERVICES 2018	404,069.00	-	386,848.80	-	17,220.20
EARTH GWEN AND FIRE 2018	200,000.00	-	176,143.92	-	23,856.08
ENTERPRISE MONEY LAUNDER INIT 2014	34,842.33	-	34,842.33	-	-
ENTERPRISE MONEY LAUNDER INIT 2015	466,385.56	-	466,385.56	-	-
ENTERPRISE MONEY LAUNDERING 2016	435,459.00	-	435,459.00	-	-
ENTERPRISE MONEY LAUNDERING 2017	435,175.00	-	435,175.00	-	-
EL PASO POLICE JAG 2014	129,315.00	-	129,315.00	-	-
EL PASO POLICE JAG 2015	111,342.00	-	111,342.00	-	-
EL PASO POLICE JAG 2016	117,623.00	-	117,623.00	-	-
ET SOURCE CITY METRO NARC 2015	100,000.00	-	100,000.00	-	-
EXPLORER POST FY 2011	923.86	-	-	-	923.86
FALLING DOMINOES 2016	5,000.00	-	4,485.84	-	514.16
WTX FUGIT/VIOLENCE OFFENDER TF 2014	8,581.09	-	8,581.17	-	(0.08)
WTX FUGIT/VIOLENCE OFFENDER TF 2015	181,021.35	-	181,021.35	-	-
WTX FUGITIVE/VIOLENT OFFENDER 2016	226,623.00	-	226,623.00	-	-
WTX FUGITIVE/VIOLENT OFFENDER 2017	237,317.00	-	237,317.00	-	-
GREAT PUMPKIN OCDEF 2016	330,000.00	-	283,451.38	-	46,548.62
GREEN MUSHROOM 2016	5,000.00	-	4,739.82	-	260.18
GREEN MUSHROOM 2017	5,000.00	-	470.01	-	4,529.99
GREEDY SPIDERS 2016	5,000.00	-	4,743.42	-	256.58
WTX HIDTA FEDERAL EQUITABLE SHARING	186,172.58	-	37,928.60	-	148,243.98
WEST TEXAS HIDTA INTEL INIT 2014	418,234.61	-	418,234.61	-	-
WEST TEXAS HIDTA INTEL INIT 2015	815,804.64	-	815,804.64	-	-
WTX HIDTA INTELLIGENCE INIT 2016	823,453.00	-	823,453.00	-	-
WTX HIDTA INTELLIGENCE INIT 2017	900,146.00	-	900,146.00	-	-
HIGH END 2017	5,000.00	-	-	-	5,000.00
SHERIFF-HMLND SEC COMM RESPONSE 16	194,000.00	-	193,999.51	-	0.49
HOMELAND SECURITY INTEROPERABLE COM	342,085.00	-	342,003.50	-	81.50
HOMELAND SECURITY SUSTAINING SPECIA	237,826.64	-	111,557.98	-	126,268.66
KA-CHING 2017	5,000.00	-	4,495.97	-	504.03
LION FACE 2016	5,000.00	-	3,516.11	-	1,483.89
MANAGEMENT AND COORDINATION 2014	119,447.59	-	119,447.59	-	-
MANAGEMENT AND COORDINATION 2015	767,986.27	-	767,986.27	-	-
MANAGEMENT AND COORDINATION 2016	825,924.00	-	825,924.00	-	-
MANAGEMENT AND COORDINATION 2017	727,123.00	-	727,123.00	-	-
EP COUNTY MOBILE ID SYSTEM 2018	105,250.00	-	104,100.00	-	1,150.00
NATIONAL MONEY LAUNDERING STRATEGIC	10,000.00	-	5,201.13	-	4,798.87
MONEY SHIELD 2016	7,500.00	-	5,450.91	-	2,049.09
MONEY SHIELD 2017	3,000.00	-	2,976.81	-	23.19
EL PASO MULTI-AGENCY TF 2014	178,139.12	-	178,139.12	-	-
EL PASO MULTI-AGENCY TF 2015	422,170.00	-	422,170.00	-	-
EL PASO MULTI AGENCY TF 2016	415,001.00	-	415,001.00	-	-
EL PASO MULTI AGENCY TF 2017	382,285.00	-	382,285.00	-	-
MUSTACHIOED BANDIDOS 2016	7,500.00	-	6,781.48	-	718.52
NP WTX HIDTA PREVENTION INIT 2015	70,000.00	-	70,000.00	-	-
NP WTX HIDTA PREVENTION INIT 2016	75,000.00	-	75,000.00	-	-
ON THE FENCE 2016	5,000.00	-	4,737.30	-	262.70
OODEY GOODEY 2016	10,000.00	-	9,662.63	-	337.37
PASALE 2016	10,000.00	-	9,189.74	-	810.26
SANGRE MALA 2016	5,000.00	-	3,925.74	-	1,074.26
SANGRE MALA 2017	10,000.00	-	8,429.40	-	1,570.60
SANGRE MALA 2018	10,000.00	-	4,622.01	-	5,377.99
SCRAP METAL 2017	15,000.00	-	12,927.48	-	2,072.52
SCRAP METAL 2018	10,000.00	-	5,546.09	-	4,453.91
SHERIFF'S TRAINING ACADEMY 2016	157,035.58	-	122,133.66	-	34,901.92
SHERIFF'S TRAINING ACADEMY 2017	204,746.00	-	188,508.11	-	16,237.89
SHERIFF'S TRAINING ACADEMY 2018	164,800.00	-	153,373.26	-	11,426.74
SHERIFF'S CLICK IT OR TICKET 2017	7,966.64	-	6,890.76	-	1,075.88
SHERIFF-CRIME VICTIM SERVICES 2016	65,008.71	-	65,008.71	-	(0.00)
SHERIFF CRIME VICTIM SERVICES 2017	73,610.00	-	73,610.00	-	0.00
SHERIFF CRIME VICTIM SERVICES 2018	76,253.00	-	76,227.57	-	25.43
SHERIFF'S STEP IDM 2016	14,999.73	-	14,924.79	-	74.94
SHERIFF JAG 2013	106,746.00	-	106,746.00	-	-
SHERIFF JAG 2014	116,384.00	-	112,214.88	-	4,169.12
SHERIFF JAG 2015	100,207.00	-	100,200.00	-	7.00
SHERIFF JAG 2016	105,860.00	-	105,793.79	-	66.21
SHER MNTL HLTH STGMA AWAR CAM 2015	125,692.27	-	124,749.30	-	942.97
SHERIFF'S STEP SINGLE YEAR 2016	91,574.69	-	82,125.42	-	9,449.27
SHERIFF'S STEP SINGLE YEAR 2017	94,976.90	-	86,984.11	-	7,992.79
SHERIFF'S STEP SINGLE YEAR 2018	94,884.02	-	82,192.78	-	12,691.24
SI HIDTA INTELLIGENCE INIT 2016	71,100.00	-	71,100.00	-	-
SI WTX HIDTA INTELLIGENCE INIT 2014	95,000.00	-	95,000.00	-	-
SI-MANAGEMENT AND COOR 2015	125,000.00	-	125,000.00	-	-
SI MANAGEMENT AND COORDINATION 2016	37,400.00	-	37,400.00	-	-
SI WEST TEXAS TRAINING PROGRAM	71,500.00	-	71,500.00	-	-
SMALL POX 2017	10,000.00	-	9,496.15	-	503.85
WTX HIDTA ANTI-SMUGGLING INIT 2014	74,617.98	-	74,617.98	-	-
WTX HIDTA ANTI-SMUGGLING INIT 2015	548,029.96	-	548,029.96	-	-
WTX HIDTA ANTI SMUGGLING INIT 2016	531,144.00	-	531,144.00	-	-
WTX HIDTA ANTI SMUGGLING INIT 2017	510,378.00	-	510,378.00	-	-
SOURCE CITY METRO NARC TF 2014	37,366.18	-	37,366.18	-	-
SOURCE CITY METRO NARC TF 2015	129,738.00	-	129,738.00	-	-
SOURCE CITY METRO NARCOTICS TF 2016	105,015.00	-	105,015.00	-	-
SOURCE CITY METRO NARCOTICS TF 2017	108,135.00	-	108,135.00	-	-

County of El Paso Texas
Grant Funds
Revised Budgeted / Expended / Encumbered / Remaining Appropriations Report - Unaudited
December 31, 2020
Report as of January 11, 2020

DEPARTMENT - PROJECT	LTD REVISED BUDGET	MONTH EXPENDED	LTD EXPENDED	LTD ENCUMB / REQ	LTD AVAILABLE BUDGET
OPERATION STONEGARDEN 2015-SO	455,465.76	-	455,333.83	-	131.93
OPERATION STONEGARDEN 2016-SO	849,215.77	-	842,398.55	-	6,817.22
OPERATION STONEGARDEN 2015 M&A SO	18,334.24	-	18,267.42	-	66.82
TEXT TOBACCO ENFORCEMENT PROG 2016	39,300.00	-	39,300.00	-	-
TEXT TOBACCO ENFORCEMENT PROG 2017	43,125.00	-	43,125.00	-	-
TOOL TIME 2017	10,000.00	-	8,230.10	-	1,769.90
TOOL TIME 2018	10,000.00	-	5,528.47	-	4,471.53
WTX HIDTA TRANSPORTATION TF 2014	22,032.43	-	22,032.43	-	-
WTX HIDTA TRANSPORTATION TF 2015	255,362.71	-	255,362.71	-	-
WTX HIDTA TRANSPORTATION TF 2016	269,163.98	-	269,163.98	-	-
WTX HIDTA TRANSPORTATION TF 2017	250,867.00	-	250,867.00	-	-
THIS THAT & THE THIRD 2017	25,000.00	-	24,923.40	-	76.60
THIS THAT THIRD 2018	25,000.00	-	22,462.14	-	2,537.86
CHIBA NECALLI 2018	10,000.00	-	4,685.20	-	5,314.80
LAZARUS 2018	10,000.00	-	7,255.99	-	2,744.01
SI HIDTA INTELLIGENCE INIT 2017	125,000.00	-	125,000.00	-	-
SHERIFF'S STEP IDM 2018	10,997.26	-	10,182.09	-	815.17
REGIONAL MENTAL HEALTH STIGMA REDUC	71,500.00	-	71,464.15	-	35.85
COPS COMMUNITY POLICING DEVELOPMENT	74,238.91	-	57,754.91	-	16,484.00
RIFLE RESISTANT BODY ARMOR 2018	281,340.00	-	281,338.79	-	1.21
100 WASHINGTONS	7,000.00	-	6,827.67	-	172.33
MANAGEMENT AND COORDINATION 2018	784,029.02	-	784,029.02	-	-
NO HITTER	7,000.00	-	5,424.27	-	1,575.73
WEST TEXAS BORDER CORRUPTION 2018	127,260.00	-	127,260.00	-	-
ENTERPRISE MONEY LAUNDERING 2018	447,602.00	-	447,602.00	-	-
EL PASO MULTI AGENCY TF 2018	382,285.00	-	382,285.00	-	-
WTX HIDTA ANTI-SMUGGLING INIT 2018	496,379.00	-	496,379.00	-	-
SOURCE CITY METRO NARCOTICS TF 2018	115,821.00	-	115,821.00	-	-
WTX HIDTA TRANSPORTATION TF 2018	295,259.00	-	295,259.00	-	-
DISTRICT ATTORNEY JAG 2017	10,941.35	-	10,940.70	-	0.65
EL PASO POLICE JAG 2017	109,413.50	-	109,410.44	-	3.06
SHERIFF'S TRAINING ACADEMY 2019	164,800.00	-	153,297.56	-	11,502.44
SHERIFF CRIME VICTIM SERVICES 2019	135,289.30	-	120,371.45	-	14,917.85
SHERIFF JAG 2017	98,472.15	3,924.00	98,472.00	-	0.15
SHERIFF'S STEP SINGLE YEAR 2019	85,999.56	-	68,329.17	-	17,670.39
TXDOT COMMERCIAL MOTOR VEHICLE 2019	47,998.73	-	41,813.11	-	6,185.62
WALK INS WELCOME	10,000.00	-	9,683.80	-	316.20
WEST TEXAS PUBLIC HEALTH AND SAFETY	75,000.00	-	75,000.00	-	-
WEST TEXAS HIDTA TRAINING PRO 2015	46,907.00	-	46,907.00	-	-
WEST TX HIDTA TRAINING PROGRAM 2016	62,282.00	-	62,282.00	-	-
WEST TX HIDTA TRAINING PROGRAM 2017	62,282.00	-	62,282.00	-	-
WEST TX HIDTA TRAINING PROGRAM 2018	67,782.00	-	67,782.00	-	-
100 WASHINGTONS 2019	15,000.00	-	2,571.57	-	12,428.43
LOCAL BORDER SECURITY PROGRAM FY19	245,000.00	-	241,883.67	-	3,116.33
EARTH GWEN AND FIRE 2019	200,000.00	-	62,904.78	-	137,095.22
HOMELAND SECURITY INTEROPERABLE CO	516,527.51	80,690.40	293,411.20	20,855.86	202,260.45
LEONIDAS 2019	15,000.00	-	1,316.63	-	13,683.37
NACHO SUPREME 2019	25,000.00	-	23,925.57	-	1,074.43
NO HITTER 2019	15,000.00	-	-	-	15,000.00
VENDO QUESOS 2019	15,000.00	-	3,887.13	-	11,112.87
WALK INS WELCOME 2019	15,000.00	-	8,582.31	-	6,417.69
BULLETPROOF VESTS	30,371.88	-	30,371.88	-	-
DISTRICT ATTORNEY JAG 2018	11,010.40	-	10,064.88	-	945.52
EL PASO POLICE JAG 2018	110,104.00	-	110,090.50	-	13.50
SHERIFF JAG 2018	99,093.60	-	99,089.77	-	3.83
BI-WEST TEXAS BORDER CORRUPTION 18	5,277.27	-	5,277.27	-	-
BI-ENTERPRISE MONEY LAUNDERING 18	62,998.55	-	62,998.55	-	-
BI-EL PASO MULTI AGENCY TF 2018	19,416.34	-	19,416.34	-	-
BI-WTX HIDTA ANTI-SMUGGLING INIT 18	35,655.21	-	35,655.21	-	-
BI-WTX HIDTA TRANSPORTATION TF 18	18,675.63	-	18,675.63	-	-
I-WTX HIDTA ANTI-SMUGGLING INIT 18	49,775.00	-	49,775.00	-	-
WTX INTERDICTION FUGITIVE/VIOLENCE	-	-	-	-	-
EP COUNTY MOBILE ID SYSTEM 2019	115,775.00	-	115,660.00	-	115.00
DEP OF JUSTICE ASSET FORFEITURE	660,686.78	-	103,813.30	-	556,873.48
DEP OF TREASURY ASSET FORFEITURE	144,568.27	-	-	63,455.00	81,113.27
FAST PACE 2019	15,000.00	-	8,623.01	-	6,376.99
MENTAL HEALTH TRAINING INITIATIVE	268,554.00	-	139,280.93	-	129,273.07
OPERATION STONEGARDEN SO-2018	698,707.36	-	692,288.44	-	6,418.92
SHERIFF'S CLICK IT OR TICKET 2019	6,926.99	-	5,676.28	-	1,250.71
TOBACCO ENFORCEMENT PROGRAM 2019	127,515.00	-	97,084.50	23,228.27	7,202.23
WEST TX HIDTA TRAINING PROGRAM 2019	68,103.00	-	68,103.00	-	-
WEST TEXAS BORDER CORRUPTION 2019	135,660.00	16,763.55	121,795.18	3,424.70	10,440.12
ENTERPRISE MONEY LAUNDERING 2019	493,648.00	28,194.80	478,558.38	3,200.00	11,889.62
WTX HIDTA INTELLIGENCE INIT 2019	1,035,859.00	55,586.78	719,387.28	143,686.43	172,785.29
WTX HIDTA MANAGEMENT AND COOR 2019	862,359.00	67,573.86	634,192.17	120,505.30	107,661.53
EL PASO MULTI AGENCY TF 2019	403,885.00	19,393.67	401,911.17	2,793.10	(819.27)
WTX ANTI-SMUGGLING INIT 2019	535,179.00	62,417.15	393,089.43	3,639.97	138,449.60
SOURCE CITY METRO NARCOTICS TF 2019	152,272.00	13,453.46	74,261.65	5,241.03	72,769.32
WTX HIDTA TRANSPORTATION TF 2019	293,468.00	33,383.79	198,650.14	11,752.58	83,065.28
DIRECT VICTIM SERVICES 2020-21	413,590.00	22,534.07	215,634.05	-	197,955.95
SHERIFF'S TRAINING ACADEMY 2020	157,693.00	-	70,413.91	-	87,279.09
SHERIFF CRIME VICTIM SERVICES 2020	84,382.47	-	83,411.68	-	970.79
SHERIFF'S STEP SINGLE YEAR 2020	15,600.00	-	15,107.98	-	492.02
TXDOT COMMERCIAL MOTOR VEHICLE 2020	7,040.00	-	6,247.61	-	792.39
SHERIFF & CONSTABLES CIELO VISTA ES	271,317.00	-	172,632.87	-	98,684.13
LOCAL BORDER SECURITY PROGRAM FY20	279,000.00	-	254,053.67	-	24,946.33
TX VOLKSWAGEN ENVIRONMENT 2020	161,799.00	-	152,790.00	-	9,009.00
DISTRICT ATTORNEY JAG 2019	10,435.25	-	-	-	10,435.25
DESERT SHRIMP 2020	15,000.00	-	10,917.90	-	4,082.10
EARTH GWEN AND FIRE 2020	190,000.00	-	18,606.33	-	171,393.67

County of El Paso Texas
Grant Funds
Revised Budgeted / Expended / Encumbered / Remaining Appropriations Report - Unaudited
December 31, 2020
Report as of January 11, 2020

DEPARTMENT - PROJECT	LTD REVISED BUDGET	MONTH EXPENDED	LTD EXPENDED	LTD ENCUMB / REQ	LTD AVAILABLE BUDGET
EL PASO POLICE JAG 2019	104,352.50	-	104,313.60	-	38.90
FAST PACE 2020	15,000.00	-	-	-	15,000.00
SW BORDER RURAL LAW ENFORCEMENT	199,895.00	6,594.41	65,947.46	1,500.00	132,447.54
SHERIFF JAG 2019	93,917.25	-	57,821.00	36,000.00	96.25
SOCO SNOW 2020	25,000.00	-	12,839.71	-	12,160.29
WTX SP PREVENTION INIT 2019	128,648.00	6,284.87	66,092.29	-	62,555.71
OPERATION STONEGARDEN SO-2019	822,433.97	17,175.00	245,127.81	-	577,306.16
TOBACCO ENFORCEMENT PROGRAM 2020	122,375.00	-	41,871.43	42,837.44	37,666.13
WEST TEXAS BORDER CORRUPTION 2020	135,660.00	-	87.55	-	135,572.45
ENTERPRISE MONEY LAUNDERING 2020	484,148.00	28,825.27	29,052.94	-	455,095.06
FAMILY AFFAIR 2020	15,000.00	-	14,596.34	-	403.66
WTX HIDTA INTELLIGENCE INIT 2020	1,024,141.00	-	87.55	-	1,024,053.45
WTX HIDTA MANAGEMENT AND COOR 2020	1,048,200.00	-	1,095.00	-	1,047,105.00
EL PASO MULTI AGENCY TF 2020	403,885.00	24,855.56	25,100.72	-	378,784.28
WTX ANTI-SMUGGLING INIT 2020	534,179.00	1,773.16	5,989.49	-	528,189.51
SOURCE CITY METRO NARCOTICS TF 2020	142,660.00	-	87.54	-	142,572.46
WTX HIDTA TRANSPORTATION TF 2020	286,768.00	-	175.10	-	286,592.90
WEST TX HIDTA TRAINING PROGRAM 2020	62,282.00	6,075.00	7,679.00	-	54,603.00
CORONA VIRUS EMERG. SUPPLEMENTAL	67,919.00	-	54,872.95	-	13,046.05
COPS HIRING COPS IN SCHOOL 2020	2,688,742.00	211,473.11	352,796.39	-	2,335,945.61
ROSIE THE TRAFFICKER 2020	8,000.00	-	5,175.32	-	2,824.68
SHERIFF'S TRAINING ACADEMY 2021	157,693.00	5,252.72	18,835.47	16,026.99	122,830.54
SHERIFF CRIME VICTIM SERVICES 2021	83,745.44	11,334.01	28,711.93	-	55,033.51
LOCAL BORDER SECURITY PROGRAM FY21	399,347.00	17,478.13	49,587.85	-	349,759.15
SHERIFF'S STEP SINGLE YEAR 2021	70,000.00	-	2,018.64	-	67,981.36
TXDOT COMMERCIAL MOTOR VEHICLE 2021	39,076.95	-	596.69	-	38,480.26
FIRST RESPONDER MENTAL HEALTH 2021	51,120.00	-	1,687.50	-	49,432.50
ORS WEST TEXAS HIDTA INTEL 2020	41,250.00	-	-	-	41,250.00
TOBACCO ENFORCEMENT PROGRAM 2021	87,500.00	2,429.84	2,429.84	-	85,070.16
DISTRICT ATTORNEY JAG 2020	9,545.85	-	-	-	9,545.85
EL PASO POLICE JAG 2020	95,458.50	-	-	-	95,458.50
SHERIFF JAG 2020	85,912.65	-	-	-	85,912.65
SHERIFF DEPARTMENT Total	\$46,611,653.13	\$743,466.61	\$34,662,769.28	\$498,297.75	\$11,450,586.10
HEALTH & WELFARE NON-DEPT					
CONTINUUM OF CARE PROGRAM 2016	\$105,736.00	\$0.00	\$42,848.78	\$0.00	\$62,887.22
HEALTH & WELFARE NON-DEPT Total	\$105,736.00	\$0.00	\$42,848.78	\$0.00	\$62,887.22
FAMILY AND COMMUNITY SERVICES					
CONTINUUM OF CARE PROJECT 2017	\$115,660.00	\$0.00	\$70,365.87	\$0.00	\$45,294.13
COLONIA SELF HELP CENTER 2015	1,205,564.57	-	431,879.25	-	773,685.32
EMERGENCY FOOD AND SHELTER 2017	73,835.00	-	73,835.00	-	-
EMERGENCY FOOD AND SHELTER 2018	70,778.00	-	60,469.35	-	10,308.65
EMERG SOLUTIONS GRANT PRJ VIDA 2016	39,000.00	-	38,810.00	-	190.00
EMERG SOLUTIONS GRANT PRJ VIDA 2017	61,000.00	-	59,425.56	-	1,574.44
HOMELESS & HOUSING SVC PRG CTY 2016	221,589.00	-	221,589.00	-	-
EP NEW MEXICO JARC2015	385,165.00	-	385,165.00	-	-
EP NM JOB ACCESS & REVERSE COMMUTE	840,360.00	-	840,360.00	-	-
NUTRITION MEALS PROGRAM 2016	2,446,429.08	-	2,473,218.47	-	(26,789.39)
NUTRITION MEALS PROGRAM 2017	2,885,333.55	-	2,516,461.47	-	368,872.08
NUTRITION MEALS PROGRAM 2018	2,945,423.81	-	2,565,683.56	-	379,740.25
REGIONAL PUBLIC TRANS PLANNING 2016	85,707.14	-	75,793.89	-	9,913.25
REGIONAL PUBLIC TRANSPORTATION PLAN	49,841.00	-	48,627.00	-	1,214.00
RURAL TRANSIT ASSISTANCE 2014	10.77	-	-	-	10.77
RURAL BUS AUCTION PROCEEDS	3,128.96	-	-	-	3,128.96
RURAL TRANSIT ASSISTANCE FED 2015	996,719.80	-	938,269.57	-	58,450.23
RURAL TRANSIT ASSISTANCE FED 2016	1,190,198.79	-	1,189,452.79	-	746.00
RURAL TRANSIT ASSISTANCE STATE 2016	366,876.00	-	228,427.10	-	138,448.90
RURAL TRANSIT ASSISTANCE 2017 STATE	473,424.85	-	430,309.11	-	43,115.74
TEXAS VETERANS COMM GEN ASSIST 2017	100,000.00	-	100,000.00	-	-
TEXAS CAPITAL PROJECT FUND 550293	49,087.50	-	250,786.41	-	(201,698.91)
VANPOOL PROGRAM 2013	569,818.11	-	560,496.91	-	9,321.20
TEXAS VETERANS COMM GEN ASSIST 2019	200,000.00	-	200,000.00	-	-
CONTINUUM OF CARE PROJECT 2019	160,000.00	-	70,516.92	-	89,483.08
EMERGENCY FOOD AND SHELTER 2019	67,951.00	-	67,951.00	-	-
YSLETA,SCORRO,SAN ELI CIR ROUTE15	1,027,859.30	-	1,037,722.28	-	(9,862.98)
NUTRITION MEALS PROGRAM 2019	3,319,991.93	-	2,483,123.98	-	836,867.95
COLONIA SELF HELP CENTER 2019	1,328,484.90	1,619.84	71,834.29	20,392.93	1,236,257.68
EPC VETERANS ASST HEROES PRJ 2020	375,000.00	-	267,738.70	-	107,261.30
CONTINNUM OF CARE PROJECT 2020	160,000.00	-	99,830.65	-	60,169.35
EMERGENCY FOOD AND SHELTER 2019 A	76,183.00	-	76,183.00	-	-
NUTRITION MEALS PROGRAM 2020	3,954,606.17	-	3,242,916.60	-	711,689.57
COOR RESP EPUF RESILIENCY CENTER 20	3,000,000.00	-	665,018.91	-	2,334,981.09
EMERGENCY FOOD AND SHELTER 2020	74,584.86	-	-	-	74,584.86
EPC VETERANS ASST HEROES PRJ 2021	300,000.00	19,670.02	85,038.96	-	214,961.04
CONTINUUM OF CARE 2021	160,000.00	11,645.91	48,641.31	-	111,358.69
EMERGENCY FOOD AND SHELTER CARES	78,424.00	6,052.32	35,858.18	-	42,565.82
NUTRITION MEALS PROGRAM 2021	5,089,277.40	190,140.90	611,995.80	-	4,477,281.60
TDA EMERGENCY HELP FOR COLONIAS 20	269,732.00	81,963.59	86,954.63	22,977.00	159,800.37
INNOVATIONS IN REENTRY INITIATIVE 2	1,000,000.00	-	-	-	1,000,000.00
FAMILY AND COMMUNITY SERVICES Total	\$35,817,045.49	\$311,092.58	\$22,710,750.52	\$43,369.93	\$13,062,925.04
ROADS AND BRIDGES					
COLONIA REVOLUCION WATER SYSTEM	\$0.00	\$0.00	(\$8,163.97)	\$0.00	\$8,163.97
RGCOG-EASTMONT17	11,450.64	-	6,406.80	-	5,043.84
RGCOG-FABENS17	11,450.64	-	7,903.05	-	3,547.59
EL PASO COUNTY TRANSIT FEASIBILITY	413,960.00	-	401,320.00	-	12,640.00
SUNSHINE ACRES WASTEWATER PROJ 2015	500,000.00	-	500,000.00	-	-
SPARKS WEST WAY SIDEWALK 2015	564,520.00	-	420,034.14	-	144,485.86
TRANSPORTATION INVESTMENT GENERATIN	152,000.00	-	122,464.72	-	29,535.28
RGCOG-UPPERVALLEY	11,450.64	-	6,079.15	-	5,371.49
RGCOG-EASTMON18	3,452.50	-	3,452.50	-	-
RGCOG-FABENS18	10,602.50	-	10,602.50	-	-

County of El Paso Texas
Grant Funds
Revised Budgeted / Expended / Encumbered / Remaining Appropriations Report - Unaudited
December 31, 2020
Report as of January 11, 2020

DEPARTMENT - PROJECT	LTD REVISED BUDGET	MONTH EXPENDED	LTD EXPENDED	LTD ENCUMB / REQ	LTD AVAILABLE BUDGET
RGCOG-UPPERVALLEY 2018	3,958.73	-	1,977.50	-	1,981.23
RGCOG-WESTWAY17	11,450.64	-	9,511.19	-	1,939.45
RGCOG-WESTWAY18	10,775.00	-	6,633.75	-	4,141.25
WILOUGHBY AREA WATER SERVICE	500,000.00	-	316,522.04	-	183,477.96
RGCOG-EASTMONT18	5,000.00	-	5,000.00	-	-
RGCOG-FABENS19	7,465.84	-	7,465.84	-	-
RGCOG-UPPERV19	8,000.00	-	8,000.00	-	-
RGCOG-WESTWAY19 (GALLEGOS PARK)	3,000.00	-	3,000.00	-	-
ROADS AND BRIDGES Total	\$2,228,537.13	\$0.00	\$1,828,209.21	\$0.00	\$400,327.92
CO-CONSTABLE PRECINCT 4					
CONSTABLE PCT 4 INCENTIVE GRANT	\$3,000.00	\$0.00	\$2,995.00	\$0.00	\$5.00
CO-CONSTABLE PRECINCT 4 Total	\$3,000.00	\$0.00	\$2,995.00	\$0.00	\$5.00
CO-CONSTABLE PRECINCT 6					
CONSTABLE PCT 6 STEP IDM 2016	\$ 3,997.73	\$ -	\$ 3,711.80	\$ -	285.93
CONSTABLE 6 OPER STONEGARDEN 2018	17,999.00	-	17,999.00	-	-
CONSTABLE 6 OPER STONEGARDEN 2019	21,195.92	-	21,100.97	-	94.95
CO-CONSTABLE PRECINCT 6 Total	\$43,192.65	\$0.00	\$42,811.77	\$0.00	\$380.88
COUNTY CRIMINAL COURT AT LAW 2					
DWI DRUG CT INTER & TREATMENT 2017	\$166,189.94	\$0.00	\$146,129.20	\$0.00	\$20,060.74
DWI DRUG CT INTER & TREATMENT 2018	164,786.96	-	162,538.64	-	2,248.32
DWI DRUGCT INTERV AND TREATMT 2016	144,325.64	-	132,691.41	-	11,634.23
PROSTITUTION PREVENTION PROG 2016	145,072.59	-	42,131.50	-	102,941.09
PROSTITUTION PREVENTION PROG 2017	149,999.50	-	47,863.19	-	102,136.31
DWI DRUG CT INTER & TREATMENT 2019	137,670.72	-	129,546.77	-	8,123.95
SUBSTANCE ABUSE AND MENTAL HEALTH	1,163,148.00	9,421.91	633,272.78	-	529,875.22
COUNTY CRIMINAL COURT AT LAW 2 Total	\$2,071,193.35	\$9,421.91	\$1,294,173.49	\$0.00	\$777,019.86
65TH DISTRICT COURT					
EL PASO COUNTY FAMILY DRUG CTS 2016	\$89,131.00	\$0.00	\$74,585.18	\$0.00	\$14,545.82
EL PASO COUNTY FAMILY DRUG COURT	89,131.00	-	69,621.19	18,300.00	1,209.81
EL PASO CNTY FAMILY DRUG COURT FY18	89,131.00	-	79,783.50	8,906.00	441.50
PROTECTIVE ORDER COURT 2016	240,302.16	-	233,911.15	-	6,391.01
PROTECTIVE ORDER COURT 2017	250,672.00	-	249,542.41	-	1,129.59
PROTECTIVE ORDER COURT 2018	272,389.00	-	262,314.09	-	10,074.91
PROTECTIVE ORDER COURT 2019	226,863.00	-	226,313.70	-	549.30
EL PASO CNTY FAMILY DRUG COURT FY20	89,131.00	-	89,002.90	45.00	83.10
PROTECTIVE ORDER COURT 2020	227,476.87	-	227,307.44	-	169.43
PROTECTIVE ORDER COURT 2021	228,563.00	24,374.75	81,086.86	-	147,476.14
EL PASO CNTY FAMILY DRUG COURT FY21	89,131.00	-	1,390.00	81,306.00	6,435.00
65TH DISTRICT COURT Total	\$1,891,921.03	\$24,374.75	\$1,594,858.42	\$108,557.00	\$188,505.61
PUBLIC WORKS					
FABENS AIRPORT CONSTRUCTION PROJ 18	\$666,600.00	\$0.00	\$0.00	\$0.00	\$666,600.00
FABENS AIRPORT DESIGN PROJECT 2018	80,000.00	-	-	-	80,000.00
FABENS AIRPORT FENCING 2018	166,666.00	-	-	-	166,666.00
EP NM JOB ACCESS & REVERSE COMMUTE	1,520,012.00	43,551.11	796,797.22	-	723,214.78
AIRPORT MAINTENANCE AT FABENS AIRPOR	50,000.00	-	3,871.35	-	46,128.65
ROUTINE AIRPORT MAINTENANCE FABENS	50,000.00	-	43,444.47	787.54	5,767.99
RURAL TRANSIT FEDERAL 2017	1,266,697.00	-	1,266,696.00	-	1.00
RURAL TRANSPORTATION STATE 2018	403,217.00	-	402,535.00	-	682.00
VANPOOL PROGRAM 2017	1,996,347.00	-	1,159,333.31	-	837,013.69
AIRPORT BUSINESS AND DEVELOPMENT PL	90,000.00	-	-	-	90,000.00
MORNING GLORY MANOR PHASE I	500,000.00	-	500,000.00	-	-
MORNING GLORY MANOR PHASE 2	500,000.00	-	500,000.00	-	-
RURAL TRANSIT ASSISTANCE FED 2018	1,693,284.50	-	1,365,459.26	-	327,825.24
FEDERAL PLANNING PROGRAM 2019	80,000.00	-	-	-	80,000.00
RURAL TRANSIT ASSISTANCE STATE 2019	-	-	-	-	-
VISTA DEL ESTE WATER PROJECT	2,091,124.00	-	1,738,500.00	-	352,624.00
YSLETA, SOCORRO, SAN ELIZARIO ROUTE	1,160,589.50	-	775,874.26	-	384,715.24
5339 BUS PROGRAM	-	-	-	-	-
5339 BUS 2019 PROGRAM	555,702.00	-	546,844.00	-	8,858.00
FLEET REPLACEMENT PROJECT 2019	310,000.00	-	309,814.00	-	186.00
OT SMITH SHARE PATH	2,165,353.00	216,915.18	1,145,182.15	-	1,020,170.85
ROUTINE AIRPORT MAINTENANCE PROGRAM	50,000.00	-	6,144.21	-	43,855.79
RURAL TRANSIT ASSISTANCE STATE 2019	485,261.50	-	483,670.46	-	1,591.04
RURAL TRANSIT ASSISTANCE FEDERAL 19	2,044,420.00	-	-	-	2,044,420.00
5339 BUS FACILITIES PROG 19 DISCRET	249,000.00	248,910.00	248,910.00	-	90.00
FEDERAL PLANNING 2019	80,000.00	-	79,365.26	-	634.74
RURAL TRANSIT ASSISTANCE PROG 2020	437,471.00	-	197,511.00	81,720.72	158,239.28
HILL CREST WATER SYSTEM	210,283.00	5,615.00	189,305.15	-	20,977.85
AIRPORT ROUTINE MAINTENANCE	50,000.00	-	2,750.10	-	47,249.90
EL CONQUISTADOR DEL PASEO	1,000,000.00	-	-	-	1,000,000.00
5339 BUS & BUS SHELTER PROG 2020	823,651.00	-	-	252,000.00	571,651.00
5311 CARES ACT FUND 2020	2,640,043.00	227,326.04	1,400,962.37	437.90	1,238,642.73
INTERCITY BUS CARES ACT FUNDS 2020	526,436.00	-	283,878.84	-	242,557.16
5339 BUS 2019 B FACILITY PROGRAM	8,858.00	-	8,604.00	-	254.00
COUNTY TRANSPORTATION INFRASTRUCTUR	76,958.00	-	-	-	76,958.00
RURAL BUS AND BUS FACILITY PROG	274,779.00	7,902.00	10,098.00	263,168.00	1,513.00
5339 BUS AND BUS FACILITY PROGRAM	224,000.00	-	-	-	224,000.00
JOHN HAYES ROAD WAY PROJECT 2021	1,504,750.00	-	97,101.00	-	1,407,649.00
TPWD PARK PLAYGROUND 2019	500,000.00	-	4,097.86	-	495,902.14
CARES ACT AIRPORT RAMP 2021	1,000.00	-	-	-	1,000.00
ROUTINE AIRPORT MAINTENANCE 2021	100,000.00	-	-	-	100,000.00
RURAL TRANSIT ASSISTANCE PRO FED 20	2,621,097.00	-	-	-	2,621,097.00
RURAL TRANSIT ASSISTANCE PROJ STATE	454,616.00	22,566.00	22,566.00	11.98	432,038.02
PUBLIC WORKS Total	\$29,708,215.50	\$772,785.33	\$13,589,315.27	\$598,126.14	\$15,520,774.09
346TH DISTRICT COURT					
EL PASO VETERANS COURT PROGRAM 2015	\$45,944.32	\$0.00	\$45,505.42	\$0.00	\$438.90
EL PASO COUNTY VETERANS CT PRO 2016	166,741.37	-	165,119.44	-	1,621.93
EL PASO COUNTY VETERANS CT PR 2017	186,695.02	-	185,348.00	-	1,347.02
EL PASO VETERANS TREATMENT CRT 2018	177,691.00	-	162,451.48	-	15,239.52
EL PASO VETERANS TREATMENT CRT 2019	114,272.00	-	112,317.53	-	1,954.47

County of El Paso Texas
Grant Funds
Revised Budgeted / Expended / Encumbered / Remaining Appropriations Report - Unaudited
December 31, 2020
Report as of January 11, 2020

DEPARTMENT - PROJECT	LTD REVISED BUDGET	MONTH EXPENDED	LTD EXPENDED	LTD ENCUMB / REQ	LTD AVAILABLE BUDGET
VETERANS TREATMENT COURT 2016	200,000.00	-	195,536.88	-	4,463.12
VETERANS TREATMENT COURT 2017	200,000.00	-	199,808.70	-	191.30
VETERANS TREATMENT COURT 2018	300,000.00	-	299,562.51	-	437.49
ADULT DRUG COURT DISCRETIONARY GRNT	613,509.00	11,966.03	274,367.69	14,021.50	325,119.81
VETERANS TREATMENT COURT 2019	306,422.00	-	303,429.36	-	2,992.64
VETERANS TREATMENT COURT 2020	302,440.00	32,229.79	141,350.96	-	161,089.04
346TH DISTRICT COURT Total	\$2,613,714.71	\$44,195.82	\$2,084,797.97	\$14,021.50	\$514,895.24
COUNTY ELECTIONS					
HAVA OPPORTUNITY FOR ACCESS 2016	\$23,500.00	\$0.00	\$23,500.00	\$0.00	\$0.00
ELECTIONS CHAPTER 19 FUNDS 2016	41,713.69	-	41,713.69	-	-
ELECTIONS CHAPTER 19 FY2017	25,672.20	-	25,672.20	-	-
ELECTIONS CHAPTER 19 FY 2018	158,811.80	-	158,811.80	-	-
ELECTIONS CHAPTER 19 FY 2019	21,845.10	-	21,845.10	-	-
CARES ACT HELP AMERICA VOTE 2020	875,030.74	23,770.04	875,030.74	-	-
ELECTIONS CHAPTER 19 2020	177,032.50	6,724.88	78,035.90	7,874.50	91,122.10
CENTER FOR TECH & CIVIL LIFE COVID	846,133.75	413,521.85	831,230.97	11,962.00	2,940.78
2020 HELP AMERICA VOTE ACT ELEC SEC	120,000.00	-	-	1,999.98	118,000.02
COUNTY ELECTIONS Total	\$2,289,739.78	\$444,016.77	\$2,055,840.40	\$21,836.48	\$212,062.90
JUVENILE PROBATION DEPT					
JUVENILE BOARD STATE IMPREST FUND	\$136,668.21	\$0.00	\$37,128.43	\$0.00	\$99,539.78
JUVENILE SUPERVISION TOOLS 2017	71,000.00	-	70,976.83	-	23.17
PROJ HOPE-JUV MENTAL HEALTH CT 2016	112,553.55	-	112,158.20	-	395.35
PROJ HOPE-JUV MENTAL HEALTH CT 2017	115,930.16	-	110,138.02	-	5,792.14
TJJD JUVENILE BOARD STATE AID 2016	1,051,440.63	-	1,051,394.51	-	46.12
TJJD JUVENILE BOARD STATE AID 2017	1,014,955.00	-	998,323.88	-	16,631.12
TJJD JUVENILE BOARD STATE AID 2018	1,164,572.19	-	1,164,572.19	-	-
TJJD COMMUNITY- BASED 2016	1,273,140.49	-	1,272,305.99	-	834.50
TJJD COMMUNITY- BASED 2017	1,447,333.00	-	1,364,457.22	-	82,875.78
TJJD COMMUNITY- BASED 2018	1,391,235.93	-	1,391,235.93	-	-
TJJD- JUVENILE BOARD STATE AID SAL	136,065.38	-	135,825.61	-	239.77
TJJD JBSA- SAL ADJ 2017	151,050.00	-	145,646.03	-	5,403.97
TJJD-COMMITMENT DIVERSION PROG 2016	389,939.00	-	389,939.00	-	-
TJJD COMMITMENT DIVERSION 2017	435,663.00	-	396,095.39	-	39,567.61
TJJD COMMITMENT DIVERSION 2018	435,663.00	-	435,663.00	-	-
TJJD JBSA SAL ADJ CHALLENGE 2016	58,423.46	-	58,216.11	-	207.35
TJJD JBSA SAL ADJ CHALLENGE 2017	72,400.00	-	69,983.42	-	2,416.58
TJJD JBSA SAL ADJ CHALLENGE 2018	66,563.07	-	66,563.07	-	-
TJJD JBSA SAL ADJ COMMUNITY- BASED	47,139.37	-	46,946.34	-	193.03
TJJD JBSA- COMMUNITY BASED 2017	49,875.00	-	46,729.87	-	3,145.13
TJJD JBSA SAL ADJ DETENTION 2016	64,109.17	-	63,880.23	-	228.94
TJJD- JBSA SAL ADJ DETENTION 2017	70,100.00	-	63,987.42	-	6,112.58
TJJD- JBSA SAL ADJ DETENTION 2018	128,327.81	-	128,327.81	-	-
TJJD TITLE IV-E OPERATING 2016	744,926.81	-	362,701.75	-	382,225.06
TJJD TITLE IV-E OPERATING 2017	300,000.00	-	96,597.32	-	203,402.68
TJJD TITLE IV-E OPERATING 2018	330,000.00	-	99,565.81	-	230,434.19
TJJD SPECIAL NEEDS DIV PROG 2017	50,360.00	-	50,342.25	-	17.75
TJJD SPECIAL NEEDS DIV PROG 2018	50,360.00	-	50,360.00	-	-
TJJD MENTAL HEALTH SERVICES 2016	302,234.10	-	251,540.51	-	50,693.59
TJJD MENTAL HEALTH SERVICES 2017	307,141.00	-	256,796.26	-	50,344.74
TJJD MENTAL HEALTH SERVICES 2018	272,360.00	-	272,360.00	-	-
TJJD JUVENILE JUSTICE ALT EDUC 2015	105,998.00	-	105,998.00	-	-
TJJD JUV JUSTICE ALT EDUCATION 2016	90,528.00	-	90,528.00	-	-
TJJD JUVENILE JUST ALT EDUC 2017	226,355.00	-	226,355.00	-	-
TJJD JUVENILE JUST ALT EDUC 2018	82,272.00	-	82,272.00	-	-
TJJD REGIONAL DIV ALT PROG	315,000.00	-	292,356.13	-	22,643.87
TJJD PREV & INTERV DEMON PROJECT 20	141,568.78	-	141,170.39	-	398.39
TJJD PREV & INTERV DEMON PROJ 2017	144,242.00	-	141,735.25	-	2,506.75
TJJD PREV & INTERV DEMON PROJ 2018	138,472.00	-	135,663.93	-	2,808.07
TJJD SCHOOL ATTEND IMPROV PROJ 2016	37,309.54	-	37,192.57	-	116.97
TJJD SCHOOL ATTEND IMPROV PROJ 2017	40,500.00	-	40,500.00	-	-
TJJD SCHOOL ATTEND IMPROV PROJ 2018	38,880.00	-	38,880.00	-	-
JJAP SUPPLEMENTAL GRANT W	3,372.00	-	3,372.00	-	-
REGIONAL SERVICE ENHANCEMENT PROJEC	4,233.00	-	4,233.00	-	-
TJJD JUVENILE BOARD STATE AID 2019	951,421.00	-	951,421.00	-	-
TJJD COMMUNITY- BASED 2019	1,597,841.00	-	1,576,551.75	-	21,289.25
TJJD COMMITMENT DIVERSION 2019	435,663.00	-	400,615.46	-	35,047.54
TJJD JBSA SAL ADJ CHALLENGE 2019	65,400.00	-	63,415.67	-	1,984.33
TJJD- JBSA SAL ADJ DETENTION 2019	72,100.00	-	69,844.82	-	2,255.18
TJJD TITLE IV-E OPERATING 2019	247,000.00	-	79,160.07	-	167,839.93
TJJD SPECIAL NEEDS DIV PROG 2019	50,360.00	-	50,360.00	-	-
TJJD MENTAL HEALTH SERVICES 2019	329,193.00	-	323,825.37	-	5,367.63
TJJD JUVENILE JUST ALT EDUC 2019	123,632.00	-	123,632.00	-	-
TJJD PREV & INTERV DEMON PROJ 2019	138,472.00	-	136,378.93	-	2,093.07
TJJD PREV & INTER: SCHOOL TRUAN 2019	38,880.00	-	38,880.00	-	-
JJAP DISCRETIONARY GRANT W	3,427.00	-	3,427.00	-	-
PROJ HOPE-JUV MENTAL HEALTH CT 2018	115,930.16	-	115,390.58	-	539.58
REGIONAL SERVICE PROJECT 2019	4,233.00	-	4,233.00	-	-
PROJ HOPE-JUV MENTAL HEALTH CT 2019	115,930.16	-	115,225.43	-	704.73
TJJD REGIONAL DIV ALT PROG 2019	435,000.00	-	412,618.32	-	22,381.68
PROJ HOPE-JUV MENTAL HEALTH CT 2020	115,930.16	-	114,688.50	-	1,241.66
TJJD JUVENILE BOARD STATE AID 2020	952,918.04	-	952,918.04	-	-
TJJD COMMUNITY- BASED 2020	1,596,076.68	-	1,596,076.68	-	-
TJJD COMMITMENT DIVERSION 2020	520,267.00	-	520,267.00	-	-
TJJD JBSA SAL ADJ CHALLENGE 2020	65,248.91	-	65,248.91	-	-
TJJD- JBSA SAL ADJ DETENTION 2020	69,888.37	-	69,888.37	-	-
TJJD SPECIAL NEEDS DIV PROG 2020	50,360.00	-	50,360.00	-	-
TJJD MENTAL HEALTH SERVICES 2020	291,823.00	-	291,823.00	-	-
TJJD JUVENILE JUST ALT EDUC 2020	123,453.00	-	20,253.00	-	103,200.00
TJJD REGIONAL DIV ALT PROG 2020	450,000.00	-	303,436.75	-	146,563.25
TJJD RISK AND NEEDS ASSESSMENT 2020	17,000.00	-	17,000.00	-	-

County of El Paso Texas
Grant Funds
Revised Budgeted / Expended / Encumbered / Remaining Appropriations Report - Unaudited
December 31, 2020
Report as of January 11, 2020

DEPARTMENT - PROJECT	LTD REVISED BUDGET	MONTH EXPENDED	LTD EXPENDED	LTD ENCUMB / REQ	LTD AVAILABLE BUDGET
TJJD PREV & INTERV DEMON PROJ 2020	133,472.00	-	129,946.20	-	3,525.80
TJJD PREV & INTER:SCHOOL TRUAN 2020	38,880.00	-	38,880.00	-	-
TJJD TITLE IV-E OPERATING 2020	175,000.00	-	102,064.39	-	72,935.61
TJJD JUVENILE BOARD STATE AID 2021	910,220.00	108,389.87	303,280.56	-	606,939.44
TJJD COMMUNITY- BASED 2021	1,628,671.00	181,580.78	508,074.82	-	1,120,596.18
TJJD COMMITMENT DIVERSION 2021	461,214.00	32,722.19	90,855.97	-	370,358.03
TJJD JBSA SAL ADJ CHALLENGE 2021	68,400.00	7,165.34	22,262.43	-	46,137.57
TJJD- JBSA SAL ADJ DETENTION 2021	74,100.00	8,153.11	24,610.88	-	49,489.12
TJJD TITLE IV-E OPERATING 2021	166,000.00	17,748.32	47,384.70	-	118,615.30
TJJD SPECIAL NEEDS DIV PROG 2021	50,360.00	9,661.39	20,594.16	-	29,765.84
TJJD MENTAL HEALTH SERVICES 2021	335,853.00	31,195.96	63,339.63	-	272,513.37
TJJD JUVENILE JUST ALT EDUC 2021	66,813.00	-	-	-	66,813.00
TJJD REGIONAL DIV ALT PROG 2021	450,000.00	80,416.43	157,504.05	-	292,495.95
TJJD RISK AND NEEDS ASSESSMENT 2021	17,000.00	-	-	-	17,000.00
PROJ HOPE-JUV MENTAL HEALTH CT 2021	110,133.65	7,676.94	14,130.02	-	96,003.63
JUVENILE PROBATION DEPT Total	\$27,273,823.78	\$484,710.33	\$22,390,882.13	\$0.00	\$4,882,941.65
409TH DISTRICT COURT					
EL PASO CNTY JUVENILE DRUG CRT 2017	\$92,604.71	-	\$88,921.07	\$0.00	\$3,683.64
EL PASO CNTY JUVENILE DRUG CRT 2018	92,604.71	-	91,030.98	-	1,573.73
EL PASO COUNTY JUVENILE DRUGCT 2016	86,230.05	-	80,495.14	-	5,734.91
EL PASO CNTY JUVENILE DRUG CRT 2019	92,604.71	-	91,506.21	-	1,098.50
EL PASO CNTY JUVENILE DRUG CRT 2020	92,604.71	-	91,909.97	-	694.74
JUVENILE DRUG COURT PROGRAM 2021	92,604.71	10,659.75	23,734.27	-	68,870.44
409TH DISTRICT COURT Total	\$549,253.60	\$10,659.75	\$467,597.64	\$0.00	\$81,655.96
PUBLIC DEFENDER					
PUBLIC DEF OFFICE EXPANSION 2015	\$1,228,399.58	\$0.00	\$1,058,908.29	\$0.00	\$169,491.29
PUBLIC DEFENDER OFF EXPANSION 2017	1,064,542.00	-	1,231,500.56	-	(166,958.56)
PUB DEF MNTL HLTH ADVCY & LITIG UNT	4,403,951.00	123,893.55	3,206,906.02	269.70	1,196,775.28
PROBLEM SOLVING COURT ATTORNEY 2016	86,000.00	-	87,330.00	-	(1,330.00)
PD 48 HOUR BOND PROJECT 2020	224,313.00	-	137,587.32	-	86,725.68
PD 48 HOUR BOND PROJECT 2021	408,627.00	43,516.65	79,073.78	44.15	329,509.07
PUBLIC DEFENDER Total	\$7,415,832.58	\$167,410.20	\$5,801,305.97	\$313.85	\$1,614,212.76
PUBLIC WORKS - NON DEPT					
SQUARE DANCE WASTE WATER PROJECT	\$5,093,000.00	\$0.00	\$4,922,504.10	\$0.00	\$170,495.90
SQUARE DANCE SEWER LOAN	1,334,000.00	-	1,334,000.00	-	-
PUBLIC WORKS - NON DEPT Total	\$6,427,000.00	\$0.00	\$6,256,504.10	\$0.00	\$170,495.90
ECONOMIC DEVELOPMENT					
CASA RONQUILLO PROJECT	\$124,906.50	\$0.00	\$0.00	\$0.00	\$124,906.50
ONATE CROSSIN/OLD FORT BLISS/HARTS	115,000.00	-	20,447.16	-	94,552.84
ECONOMIC DEVELOPMENT Total	\$239,906.50	\$0.00	\$20,447.16	\$0.00	\$219,459.34
COUNTY ADMIN DEPT					
EL PASO CNTY FAMILY DRUG COURT FY19	\$89,131.00	\$0.00	\$88,899.76	\$55.00	\$176.24
THE INDIGENT DEFENSE EVALUATION	160,000.00	-	160,000.00	-	-
COUNTY ADMIN DEPT Total	\$249,131.00	\$0.00	\$248,899.76	\$55.00	\$176.24
CO-CONSTABLE PRECINCT 1					
CONST. PCT 1 CLICK IT OR TICKET 19	\$1,986.27	\$0.00	\$1,313.98	\$0.00	\$672.29
CO-CONSTABLE PRECINCT 1 Total	\$1,986.27	\$0.00	\$1,313.98	\$0.00	\$672.29
CO-CONSTABLE PRECINCT 3					
CONST 3 FIRST RESPONDER PRG 2020	\$32,598.00	\$0.00	\$32,595.80	\$0.00	\$2.20
CO-CONSTABLE PRECINCT 3 Total	\$32,598.00	\$0.00	\$32,595.80	\$0.00	\$2.20
MEDICAL EXAMINER					
MEDICAL EXAMINER ESSENTIALS PROGRAM	\$42,018.25	\$0.00	\$42,018.25	\$0.00	\$0.00
MEDICAL EXAMINER Total	\$42,018.25	\$0.00	\$42,018.25	\$0.00	\$0.00
FLEET MANAGEMENT					
TX VOLKSWAGEN ENVIRONMENT SWEEPER	\$530,000.00	\$0.00	\$528,000.00	\$0.00	\$2,000.00
FLEET MANAGEMENT Total	\$530,000.00	\$0.00	\$528,000.00	\$0.00	\$2,000.00
COUNTY ADMINISTRATION					
FEDERAL COVID 19 RELIEF FUND	\$27,484,280.40	\$2,716,658.62	\$9,958,803.47	\$5,250,872.69	\$12,274,604.24
EMERGENCY SUPPLEMENTAL FUNDING	961,436.86	58,517.51	220,470.27	21,557.00	719,409.59
COUNTY ADMINISTRATION Total	\$28,445,717.26	\$2,775,176.13	\$10,179,273.74	\$5,272,429.69	\$12,994,013.83
ANIMAL WELFARE					
PET FOSTER CARE STIMULUS 2020	\$2,000.00	\$359.25	\$2,000.00	\$0.00	\$0.00
ANIMAL WELFARE Total	\$2,000.00	\$359.25	\$2,000.00	\$0.00	\$0.00
Grand Total	\$222,128,381.91	\$6,285,416.06	\$148,204,359.91	\$6,561,940.09	\$67,362,081.91

County of El Paso Texas
Budgeted and Multiyear Funds
Balance Sheet by Fund Type and Fund
December 31, 2020
Report as of January 11, 2021

FUND TYPE - GL	BEG. BALANCE	DEBITS	CREDITS	END BALANCE
AP00 - AP-OTHER FUNDS				
101 - POOLED CASH	\$114,292.39			\$114,292.39
102 - CHANGE ACCOUNTS	-	-	-	-
212 - DUE TO OTHER GOVERNMENT	(24,200.06)	-	-	(24,200.06)
311 - RESERVD-ENCUMBRANCES	(1,040.58)	-	-	(1,040.58)
350 - DESIGNATED SUBSEQUENT YR EXPEND	(90,092.33)	-	-	(90,092.33)
440 - ENCUMBRANCES-CY	1,040.58	-	-	1,040.58
AP00 - AP-OTHER FUNDS Total	\$0.00			\$0.00
APAF - AP-AGENCY FUND				
101 - POOLED CASH	\$151,897.77	\$627,537.07	\$626,489.92	\$152,944.92
205 - PAYROLL LIABILITIES	(151,897.77)	1,103,795.02	1,104,842.17	(152,944.92)
APAF - AP-AGENCY FUND Total		\$1,731,332.09	\$1,731,332.09	
APBS - AP-BASIC SUPERVISION (OPERATING)				
101 - POOLED CASH	\$1,185,884.16	\$1,570,477.20	\$1,708,004.92	\$1,048,356.44
110 - AR - GENERAL	2,471.72	911.85	3,383.57	-
203 - ACCRUED PAYROLL LIABILITIES	(129,686.18)	129,686.18	-	-
209 - VP - ADULT PROBATION	(25,341.52)	132,588.92	107,247.40	-
213 - DUE TO OTHERS - MISC. DEPOSITS	184.95	-	-	184.95
311 - RESERVD-ENCUMBRANCES	(2,723.23)	13,702.48	44,079.63	(33,100.38)
350 - DESIGNATED SUBSEQUENT YR EXPEND	(1,033,765.33)	451,480.47	451,480.47	(1,033,765.33)
411 - ACTUAL REVENUES	-	-	1,116,525.01	(1,116,525.01)
431 - EXPENDITURES-CY	-	1,232,094.78	130,598.03	1,101,496.75
440 - ENCUMBRANCES-CY	2,723.23	44,079.63	13,702.48	33,100.38
442 - ENCUMBRANCES-PY	252.20	-	-	252.20
APBS - AP-BASIC SUPERVISION (OPERATING Total)	\$0.00	\$3,575,021.51	\$3,575,021.51	(\$0.00)
APCC - AP-COMMUNITY CORRECTIONS-CONSO				
101 - POOLED CASH	\$550,462.12	\$631,963.62	\$539,861.65	\$642,564.09
110 - AR - GENERAL	703.26	309.80	1,013.06	-
203 - ACCRUED PAYROLL LIABILITIES	(24,898.31)	24,898.31	-	-
209 - VP - ADULT PROBATION	(220.59)	1,032.07	811.48	-
311 - RESERVD-ENCUMBRANCES	(335.80)	255.00	2,042.50	(2,123.30)
350 - DESIGNATED SUBSEQUENT YR EXPEND	(526,046.48)	266,003.98	266,003.98	(526,046.48)
411 - ACTUAL REVENUES	-	9,489.51	336,284.51	(326,795.00)
431 - EXPENDITURES-CY	-	264,457.37	54,179.98	210,277.39
440 - ENCUMBRANCES-CY	335.80	2,042.50	255.00	2,123.30
APCC - AP-COMMUNITY CORRECTIONS-CONSO Total	\$0.00	\$1,200,452.16	\$1,200,452.16	\$0.00
APCF - COUNTY FUNDING				
101 - POOLED CASH	(\$9,037.52)	\$14,589.52	\$17,230.37	(\$11,678.37)
110 - AR - GENERAL	83.13	83.13	166.26	-
203 - ACCRUED PAYROLL LIABILITIES	(1,683.00)	1,683.00	-	-
209 - VP - ADULT PROBATION	(636.56)	2,511.02	1,874.46	-
350 - DESIGNATED SUBSEQUENT YR EXPEND	11,273.95	-	-	11,273.95
411 - ACTUAL REVENUES	-	-	14,506.39	(14,506.39)
431 - EXPENDITURES-CY	-	16,676.94	1,766.13	14,910.81
APCF - COUNTY FUNDING Total		\$35,543.61	\$35,543.61	
APCG - AP-COUNTY GRANTS				

County of El Paso Texas
Budgeted and Multiyear Funds
Balance Sheet by Fund Type and Fund
December 31, 2020
Report as of January 11, 2021

FUND TYPE - GL	BEG. BALANCE	DEBITS	CREDITS	END BALANCE
101 - POOLED CASH	(\$12,253.78)	\$41,894.11	\$47,964.61	(\$18,324.28)
110 - AR - GENERAL	135.55	135.55	271.10	-
203 - ACCRUED PAYROLL LIABILITIES	(3,323.30)	3,323.30	-	-
209 - VP - ADULT PROBATION	(17.71)	17.71	-	-
350 - DESIGNATED SUBSEQUENT YR EXPEND	15,459.24	-	-	15,459.24
411 - ACTUAL REVENUES	-	2,072.96	41,758.56	(39,685.60)
431 - EXPENDITURES-CY	-	46,009.49	3,458.85	42,550.64
APCG - AP-COUNTY GRANTS Total	\$0.00	\$93,453.12	\$93,453.12	
APDP - AP-DIVERSION TARGET PROGRAM (R				
101 - POOLED CASH	\$905,297.71	\$1,149,218.78	\$1,218,461.42	\$836,055.07
110 - AR - GENERAL	1,032.29	553.26	1,585.55	-
203 - ACCRUED PAYROLL LIABILITIES	(92,920.55)	92,920.55	-	-
209 - VP - ADULT PROBATION	(22,434.81)	271,388.94	248,954.13	-
311 - RESERVD-ENCUMBRANCES	(4,114.12)	98,541.26	223,402.47	(128,975.33)
350 - DESIGNATED SUBSEQUENT YR EXPEND	(790,974.64)	102,032.62	102,032.62	(790,974.64)
411 - ACTUAL REVENUES	-	-	998,206.81	(998,206.81)
431 - EXPENDITURES-CY	-	1,094,547.25	141,420.87	953,126.38
440 - ENCUMBRANCES-CY	4,114.12	223,402.47	98,541.26	128,975.33
APDP - AP-DIVERSION TARGET PROGRAM (R Total	\$0.00	\$3,032,605.13	\$3,032,605.13	\$0.00
APGT - AP-OTHER GRANTS				
101 - POOLED CASH	(\$15,147.47)	\$46,868.46	\$77,538.37	(\$45,817.38)
110 - AR - GENERAL	91.92	91.92	183.84	-
203 - ACCRUED PAYROLL LIABILITIES	(6,058.96)	6,058.96	-	-
209 - VP - ADULT PROBATION	(2,468.91)	8,999.88	6,530.97	-
350 - DESIGNATED SUBSEQUENT YR EXPEND	23,583.42	-	-	23,583.42
411 - ACTUAL REVENUES	-	4,104.72	26,286.31	(22,181.59)
431 - EXPENDITURES-CY	-	71,056.66	26,641.11	44,415.55
APGT - AP-OTHER GRANTS Total		\$137,180.60	\$137,180.60	(\$0.00)
APPP - AP-PROG PARTICIPANTS				
101 - POOLED CASH	\$90,107.48			\$90,107.48
350 - DESIGNATED SUBSEQUENT YR EXPEND	(90,107.48)	-	-	(90,107.48)
APPP - AP-PROG PARTICIPANTS Total				
APPR - AP-PR BOND				
101 - POOLED CASH	(\$75,397.76)		\$7,168.97	(\$82,566.73)
203 - ACCRUED PAYROLL LIABILITIES	(819.02)	819.02	-	-
209 - VP - ADULT PROBATION	(5.71)	5.71	-	-
350 - DESIGNATED SUBSEQUENT YR EXPEND	76,222.49	-	-	76,222.49
431 - EXPENDITURES-CY	-	7,163.26	819.02	6,344.24
APPR - AP-PR BOND Total		\$7,987.99	\$7,987.99	\$0.00
APRV - AP-RESTITUTION TO VICTIM				
101 - POOLED CASH	\$459,255.33	\$158,323.83	\$225,383.33	\$392,195.83
209 - VP - ADULT PROBATION	(50.00)	226,508.33	226,508.33	(700.00)
210 - DUE TO OTHERS	(123,235.72)	308,654.84	241,392.91	(55,973.79)
212 - DUE TO OTHER GOVERNMENT	(290,407.09)	-	-	(289,757.09)
213 - DUE TO OTHERS - MISC. DEPOSITS	(34,781.23)	-	-	(34,781.23)
350 - DESIGNATED SUBSEQUENT YR EXPEND	(10,781.29)	-	-	(10,781.29)

County of El Paso Texas
Budgeted and Multiyear Funds
Balance Sheet by Fund Type and Fund
December 31, 2020
Report as of January 11, 2021

FUND TYPE - GL	BEG. BALANCE	DEBITS	CREDITS	END BALANCE
411 - ACTUAL REVENUES	-	-	202.43	(202.43)
APRV - AP-RESTITUTION TO VICTIM Total	\$0.00	\$693,487.00	\$693,487.00	\$0.00
COAF - AGENCY FUND				
101 - POOLED CASH	\$6,438,369.42	\$13,299,570.84	\$12,293,559.39	\$7,444,380.87
156 - EQUIPMENT	605.00	-	-	-
201 - VOUCHERS PAYABLE	(3,680.14)	143,598.93	139,918.79	-
205 - PAYROLL LIABILITIES	(3,515,559.29)	27,316,824.18	28,198,536.68	(4,397,271.79)
207 - NET - PAYROLL LIABILITIES	2,798.08	-	-	-
210 - DUE TO OTHERS	(2,262,900.00)	77,964.79	199,453.81	(2,384,389.02)
211 - DUE TO OTHER FUNDS	(30,000.00)	-	-	(30,000.00)
212 - DUE TO OTHER GOVERNMENT	(11,301.92)	-	-	(11,301.92)
213 - DUE TO OTHERS - MISC. DEPOSITS	(104,890.00)	-	-	(104,890.00)
325 - INVEST GEN CAPITAL ASSETS	(605.00)	-	-	-
350 - DESIGNATED SUBSEQUENT YR EXPEND	(512,836.15)	-	-	(510,038.07)
411 - ACTUAL REVENUES	-	39,563.57	46,053.64	(6,490.07)
COAF - AGENCY FUND Total	\$0.00	\$40,877,522.31	\$40,877,522.31	\$0.00
COCP - CAPITAL PROJECTS FUND				
101 - POOLED CASH	\$4,769,328.61	\$1,458,330.98	\$2,564,085.69	\$3,663,573.90
105 - INVESTMENT POOLS	24,081,962.10	-	1,450,000.00	22,631,962.10
110 - AR - GENERAL	1,562.40	-	1,562.40	-
122 - INTEREST ACCRUED	-	10,541.66	-	-
201 - VOUCHERS PAYABLE	(1,823,509.25)	2,754,825.69	1,103,023.30	(171,706.86)
202 - RETAINAGE PAYABLE	(427,667.79)	-	5,593.22	(433,261.01)
311 - RESERVD-ENCUMBRANCES	(4,950,410.23)	996,982.86	668,609.46	(4,622,036.83)
360 - FUND BALANCE-UNDESIGNATED	(26,601,355.39)	-	-	(26,590,813.73)
411 - ACTUAL REVENUES	-	-	17,310.24	(17,310.24)
431 - EXPENDITURES-CY	-	1,108,616.52	190,740.00	917,876.52
440 - ENCUMBRANCES-CY	4,950,410.23	668,609.46	996,982.86	4,622,036.83
442 - ENCUMBRANCES-PY	(320.68)	-	-	(320.68)
COCP - CAPITAL PROJECTS FUND Total	(\$0.00)	\$6,997,907.17	\$6,997,907.17	(\$0.00)
CODS - DEBT SERVICE				
101 - POOLED CASH	\$2,632,287.38	\$7,882,403.64	\$9,912,150.00	\$602,541.02
105 - INVESTMENT POOLS	-	9,912,150.00	-	9,912,150.00
110 - AR - GENERAL	-	2,366,519.72	917,904.52	1,448,615.20
122 - INTEREST ACCRUED	-	483.50	-	483.50
323 - RESERVD-DEBT SERVICE	(2,632,287.38)	-	-	(2,632,287.38)
411 - ACTUAL REVENUES	-	-	9,331,502.34	(9,331,502.34)
CODS - DEBT SERVICE Total		\$20,161,556.86	\$20,161,556.86	
COEP - ENTERPRISE FUND				
101 - POOLED CASH	\$2,718,157.44	\$412,568.97	\$664,773.05	\$2,465,953.36
110 - AR - GENERAL	218,896.78	356,503.80	575,400.58	-
151 - LAND	19,770.29	-	-	19,770.29
155 - INFRASTRUCTURE	19,356,497.09	-	-	19,356,497.09
156 - EQUIPMENT	168,707.02	-	-	168,707.02
157 - CONSTRUCTION IN PROGRESS	1,738,500.00	-	-	1,738,500.00
159 - VEHICLES	42,734.00	-	-	42,734.00

County of El Paso Texas
Budgeted and Multiyear Funds
Balance Sheet by Fund Type and Fund
December 31, 2020
Report as of January 11, 2021

FUND TYPE - GL	BEG. BALANCE	DEBITS	CREDITS	END BALANCE
160 - ACCUM DEP - EQUIPMENT	(31,457.88)	-	-	(31,457.88)
161 - ACCUM DEP - VEHICLES	(33,075.87)	-	-	(33,075.87)
164 - ACCUM DEP - INFRASTRUCTURE	(6,369,750.07)	-	-	(6,369,750.07)
170 - RESOURCES TO BE PROVIDED	2,695,000.00	-	-	2,695,000.00
201 - VOUCHERS PAYABLE	(412,275.70)	604,162.08	192,184.71	(298.33)
202 - RETAINAGE PAYABLE	(86,925.02)	-	-	(86,925.02)
203 - ACCRUED PAYROLL LIABILITIES	(3,569.71)	3,569.71	-	-
212 - DUE TO OTHER GOVERNMENT	(18,692.99)	9,387.85	11,344.63	(20,649.77)
213 - DUE TO OTHERS - MISC. DEPOSITS	(129,550.00)	850.00	2,450.00	(131,150.00)
299 - ENTERPRISE LT DEBT	(2,695,000.00)	-	-	(2,695,000.00)
311 - RESERVD-ENCUMBRANCES	(105,581.38)	60,753.64	64,194.92	(109,022.66)
325 - INVEST GEN CAPITAL ASSETS	(15,816,308.41)	-	-	(15,816,308.41)
350 - DESIGNATED SUBSEQUENT YR EXPEND	(1,361,656.97)	-	-	(1,361,656.97)
411 - ACTUAL REVENUES	-	-	349,422.55	(349,422.55)
431 - EXPENDITURES-CY	-	412,102.82	3,569.71	408,533.11
440 - ENCUMBRANCES-CY	105,581.38	64,194.92	60,753.64	109,022.66
COEP - ENTERPRISE FUND Total	\$0.00	\$1,924,093.79	\$1,924,093.79	\$0.00
COGF - COUNTY GENERAL FUND				
101 - POOLED CASH	\$17,951,148.49	\$148,947,266.31	\$148,911,573.35	\$17,986,841.45
102 - CHANGE ACCOUNTS	47,908.79	-	-	47,908.79
103 - IMPREST FUNDS	25,000.00	-	-	25,000.00
105 - INVESTMENT POOLS	84,272,040.10	61,250,000.00	27,500,000.00	118,022,040.10
110 - AR - GENERAL	10,023,426.29	34,316,791.13	24,100,064.68	20,240,152.74
111 - AR - SUPPLEMENTAL	23,303.88	-	23,303.88	-
113 - TAXES RECVBL PENALTY INTEREST	10,624,945.79	-	-	10,624,945.79
114 - ALLOW UNCOLLECT TAXES P&I	(106,249.45)	-	-	(106,249.45)
115 - TAXES RECVBL DELINQUENT	14,857,230.64	-	-	14,857,230.64
116 - ALLOW UNCOLLECTED TAXES DELINQNT	(148,572.31)	-	-	(148,572.31)
117 - DUE FROM OTHER FUNDS	220,000.00	-	-	220,000.00
118 - FINES & CC RECEIVABLE	400.33	3,159.25	3,338.25	221.33
122 - INTEREST ACCRUED	-	34,912.57	-	34,912.57
129 - PROPERTIES HELD FOR SALE	71,900.00	-	-	71,900.00
140 - INVENTORY SUPPLIES & MATERIALS	13,185.00	-	-	13,185.00
156 - EQUIPMENT	16,490.61	-	-	-
201 - VOUCHERS PAYABLE	(8,106,109.86)	17,065,134.93	11,041,644.04	(2,082,618.97)
202 - RETAINAGE PAYABLE	(10,275.21)	-	7,049.95	(17,325.16)
203 - ACCRUED PAYROLL LIABILITIES	(6,700,696.11)	6,731,278.01	30,723.89	(141.99)
207 - NET - PAYROLL LIABILITIES	1,708.15	-	-	1,708.15
208 - JUROR PAYROLL LIABILITIES	(40.00)	10,113.00	9,713.00	360.00
210 - DUE TO OTHERS	(79,588.10)	249,899.31	255,095.91	(84,784.70)
211 - DUE TO OTHER FUNDS	(40,471.63)	-	3.40	(40,475.03)
212 - DUE TO OTHER GOVERNMENT	(120,687.06)	28,661.35	809,411.80	(901,437.51)
213 - DUE TO OTHERS - MISC. DEPOSITS	(1,292,146.17)	91,067.59	134,983.48	(1,336,062.06)
220 - DEFERRED REVENUES	(24,254,228.30)	243,904.75	250,276.58	(24,260,600.13)
311 - RESERVD-ENCUMBRANCES	(3,799,820.84)	4,998,919.22	7,042,471.42	(5,843,373.04)
319 - RESERVD-IMPREST FUNDS	(25,000.00)	15,000.00	-	(10,000.00)

County of El Paso Texas
Budgeted and Multiyear Funds
Balance Sheet by Fund Type and Fund
December 31, 2020
Report as of January 11, 2021

FUND TYPE - GL	BEG. BALANCE	DEBITS	CREDITS	END BALANCE
320 - RESERVD-CHANGE FUNDS	(44,609.73)	-	-	(44,609.73)
321 - RESERVD-PAYROLL	(30,000.00)	-	-	(30,000.00)
325 - INVEST GEN CAPITAL ASSETS	(16,490.61)	-	-	-
350 - DESIGNATED SUBSEQUENT YR EXPEND	(79,659,155.00)	-	-	(79,659,155.00)
360 - FUND BALANCE-UNDESIGNATED	(17,514,368.53)	4,338,134.76	4,338,134.76	(17,514,368.53)
411 - ACTUAL REVENUES	-	105,863,949.20	231,111,164.80	(125,247,215.60)
431 - EXPENDITURES-CY	-	76,369,475.19	7,032,265.58	69,337,209.61
440 - ENCUMBRANCES-CY	3,799,820.84	7,042,471.42	4,998,919.22	5,843,373.04
COGF - COUNTY GENERAL FUND Total	\$0.00	\$467,600,137.99	\$467,600,137.99	\$0.00
COIS - INTERNAL SERVICE				
101 - POOLED CASH	\$2,322,381.63	\$6,745,617.43	\$7,289,889.50	\$1,778,109.56
201 - VOUCHERS PAYABLE	(591,030.11)	1,031,810.19	440,780.08	-
203 - ACCRUED PAYROLL LIABILITIES	(2,160.00)	2,160.00	-	-
205 - PAYROLL LIABILITIES	(2,095.02)	-	-	(2,095.02)
211 - DUE TO OTHER FUNDS	(150,000.00)	-	-	(150,000.00)
212 - DUE TO OTHER GOVERNMENT	(2,126.25)	-	-	(2,126.25)
311 - RESERVD-ENCUMBRANCES	(41,261.48)	-	2,504.45	(43,765.93)
324 - RESERVD-BENEFITS	(1,563,164.04)	-	-	(1,563,164.04)
360 - FUND BALANCE-UNDESIGNATED	(11,806.21)	-	-	(11,806.21)
411 - ACTUAL REVENUES	-	713.10	7,116,704.08	(7,115,990.98)
431 - EXPENDITURES-CY	-	7,072,074.70	5,001.76	7,067,072.94
440 - ENCUMBRANCES-CY	41,261.48	2,504.45	-	43,765.93
COIS - INTERNAL SERVICE Total	(\$0.00)	\$14,854,879.87	\$14,854,879.87	\$0.00
COLT - COUNTY LONG TERM DEBT				
170 - RESOURCES TO BE PROVIDED	\$150,111,146.76	-	-	\$150,111,146.76
240 - C.O. SER 2001	(4,665,000.00)	-	-	(4,665,000.00)
248 - G.O. REFUNDING 2011	(245,000.00)	-	-	(245,000.00)
249 - C.O. SER 2012	(3,430,000.00)	-	-	(3,430,000.00)
250 - G.O. REFUNDING 2015	(15,230,000.00)	-	-	(15,230,000.00)
251 - G.O. REF TAXABLE 2015A	(6,350,000.00)	-	-	(6,350,000.00)
252 - G.O. REFUNDING 2016A	(34,615,000.00)	-	-	(34,615,000.00)
253 - G.O. REFUND TAXABLE 2016B	(28,055,000.00)	-	-	(28,055,000.00)
254 - C.O. TAXABLE SERIES 2016C	(585,000.00)	-	-	(585,000.00)
255 - C.O. SERIES 2016D	(3,500,000.00)	-	-	(3,500,000.00)
256 - G.O. REFUNDING 2017	(49,395,000.00)	-	-	(49,395,000.00)
257 - SIB LOAN 2017	(4,041,146.76)	-	-	(4,041,146.76)
COLT - COUNTY LONG TERM DEBT Total	(\$0.00)			(\$0.00)
COISG - COUNTY GRANTS				
101 - POOLED CASH	\$2,438,310.93	\$25,453,559.75	\$26,912,924.62	\$978,946.06
105 - INVESTMENT POOLS	23,153,901.61	-	5,200,000.00	17,953,901.61
110 - AR - GENERAL	5,320,097.55	585,796.56	5,277,301.38	628,592.73
122 - INTEREST ACCRUED	-	9,680.38	-	-
127 - NOTES RECEIVABLE	102,469.62	-	494.62	101,975.00
201 - VOUCHERS PAYABLE	(4,293,396.82)	10,595,476.79	7,260,975.04	(958,895.07)
202 - RETAINAGE PAYABLE	(28,801.86)	-	25,241.41	(54,043.27)
203 - ACCRUED PAYROLL LIABILITIES	(430,843.45)	437,615.50	6,630.06	141.99

County of El Paso Texas
Budgeted and Multiyear Funds
Balance Sheet by Fund Type and Fund
December 31, 2020
Report as of January 11, 2021

FUND TYPE - GL	BEG. BALANCE	DEBITS	CREDITS	END BALANCE
209 - VP - ADULT PROBATION	(3,533.80)	12,212.12	8,678.32	-
311 - RESERVD-ENCUMBRANCES	(1,824,981.88)	5,381,808.20	9,969,015.19	(6,412,188.87)
350 - DESIGNATED SUBSEQUENT YR EXPEND	(26,130,049.76)	720.96	720.96	(26,120,369.38)
360 - FUND BALANCE-UNDESIGNATED	(155,147.56)	-	-	(155,147.56)
411 - ACTUAL REVENUES	-	380,822.47	4,218,574.83	(3,837,752.36)
431 - EXPENDITURES-CY	-	12,285,306.12	849,649.41	11,435,656.71
440 - ENCUMBRANCES-CY	1,823,981.88	9,969,015.19	5,381,808.20	6,411,188.87
442 - ENCUMBRANCES-PY	27,993.54	-	-	27,993.54
996 - TRAVEL CLEARING ACCOUNT	-	-	-	-
COSG - COUNTY GRANTS Total	\$0.00	\$65,112,014.04	\$65,112,014.04	(\$0.00)
COSR - SPECIAL REVENUE				
101 - POOLED CASH	\$18,035,050.61	\$6,837,006.75	\$8,459,960.34	\$16,412,097.02
105 - INVESTMENT POOLS	12,285,575.67	115,210.00	1,000,000.00	11,400,785.67
110 - AR - GENERAL	109,553.96	7,900.00	108,392.71	9,061.25
122 - INTEREST ACCRUED	-	5,224.48	-	5,224.48
201 - VOUCHERS PAYABLE	(2,797,352.71)	4,992,914.55	2,336,006.24	(140,444.40)
202 - RETAINAGE PAYABLE	(259,593.84)	143,953.50	5,328.51	(120,968.85)
203 - ACCRUED PAYROLL LIABILITIES	(191,732.17)	191,732.17	-	-
210 - DUE TO OTHERS	(42,998.93)	-	-	(42,998.93)
212 - DUE TO OTHER GOVERNMENT	(27,193.86)	-	950.00	(28,143.86)
213 - DUE TO OTHERS - MISC. DEPOSITS	(78,713.49)	-	16,372.67	(95,086.16)
311 - RESERVD-ENCUMBRANCES	(4,348,805.72)	1,099,070.24	2,521,933.91	(5,771,669.39)
350 - DESIGNATED SUBSEQUENT YR EXPEND	(20,646,431.94)	-	-	(20,646,431.94)
360 - FUND BALANCE-UNDESIGNATED	(6,386,163.30)	-	-	(6,386,163.30)
411 - ACTUAL REVENUES	-	48,540.68	5,691,787.43	(5,643,246.75)
431 - EXPENDITURES-CY	-	5,966,892.95	690,577.18	5,276,315.77
440 - ENCUMBRANCES-CY	4,348,805.72	2,521,933.91	1,099,070.24	5,771,669.39
COSR - SPECIAL REVENUE Total	\$0.00	\$21,930,379.23	\$21,930,379.23	(\$0.00)
FAGF - CAP ASSETS-GF				
147 - ARTWORK	\$56,255.00	-	-	\$56,255.00
149 - CAPITAL LEASES	506,722.78	-	-	506,722.78
150 - IMPROVEMENTS	25,285,273.59	-	-	25,285,273.59
151 - LAND	14,698,868.11	-	-	14,698,868.11
152 - BUILDINGS	288,989,095.62	-	-	288,989,095.62
156 - EQUIPMENT	54,427,120.46	-	-	54,427,120.46
157 - CONSTRUCTION IN PROGRESS	6,287,253.74	-	-	6,287,253.74
158 - FURNITURE & FIXTURES	1,445,471.84	-	-	1,445,471.84
159 - VEHICLES	21,738,107.31	-	-	21,738,107.31
160 - ACCUM DEP - EQUIPMENT	(41,323,836.07)	-	-	(41,323,836.07)
161 - ACCUM DEP - VEHICLES	(16,228,214.04)	-	-	(16,228,214.04)
162 - ACCUM DEP - BUILDINGS	(182,133,309.44)	-	-	(182,133,309.44)
163 - ACCUM DEP - IMPROVEMENTS	(11,068,103.33)	-	-	(11,068,103.33)
164 - ACCUM DEP - INFRASTRUCTURE	(35,929.96)	-	-	(35,929.96)
165 - ACCUM DEP - FURNITURE/FIXTURES	(1,058,458.59)	-	-	(1,058,458.59)
168 - ACCUM DEP - CAPITAL LEASES	(453,800.65)	-	-	(453,800.65)
325 - INVEST GEN CAPITAL ASSETS	(161,339,403.80)	-	-	(161,339,403.80)

County of El Paso Texas
Budgeted and Multiyear Funds
Balance Sheet by Fund Type and Fund
December 31, 2020
Report as of January 11, 2021

FUND TYPE - GL	BEG. BALANCE	DEBITS	CREDITS	END BALANCE
FAGF - CAP ASSETS-GF Total	(\$0.00)			(\$0.00)
FASG - CAP ASSETS-SG				
156 - EQUIPMENT	\$6,149.54			\$6,149.54
159 - VEHICLES	22,195.25	-	-	22,195.25
160 - ACCUM DEP - EQUIPMENT	(717.45)	-	-	(717.45)
161 - ACCUM DEP - VEHICLES	(22,195.25)	-	-	(22,195.25)
325 - INVEST GEN CAPITAL ASSETS	(5,432.09)	-	-	(5,432.09)
FASG - CAP ASSETS-SG Total				
FASR - CAP ASSETS-SR				
148 - EASEMENTS	\$110,000.00			\$110,000.00
150 - IMPROVEMENTS	2,365,481.62	-	-	2,365,481.62
151 - LAND	4,134,825.55	-	-	4,134,825.55
152 - BUILDINGS	36,553,041.98	-	-	36,553,041.98
153 - ROADS	56,293,301.13	-	-	56,293,301.13
154 - BRIDGES & CULVERTS	10,060,762.39	-	-	10,060,762.39
155 - INFRASTRUCTURE	9,616,853.24	-	-	9,616,853.24
156 - EQUIPMENT	9,340,938.32	-	-	9,340,938.32
157 - CONSTRUCTION IN PROGRESS	808,027.40	-	-	808,027.40
158 - FURNITURE & FIXTURES	14,114.89	-	-	14,114.89
159 - VEHICLES	6,776,216.68	-	-	6,776,216.68
160 - ACCUM DEP - EQUIPMENT	(6,772,247.82)	-	-	(6,772,247.82)
161 - ACCUM DEP - VEHICLES	(4,317,193.72)	-	-	(4,317,193.72)
162 - ACCUM DEP - BUILDINGS	(11,901,242.36)	-	-	(11,901,242.36)
163 - ACCUM DEP - IMPROVEMENTS	(1,736,906.56)	-	-	(1,736,906.56)
164 - ACCUM DEP - INFRASTRUCTURE	(3,114,811.17)	-	-	(3,114,811.17)
165 - ACCUM DEP - FURNITURE/FIXTURES	(14,114.89)	-	-	(14,114.89)
167 - ACCUM DEP - ROADS	(32,744,594.01)	-	-	(32,744,594.01)
169 - ACCUM DEP - BRIDGES & CULVERTS	(4,016,237.07)	-	-	(4,016,237.07)
325 - INVEST GEN CAPITAL ASSETS	(71,456,215.60)	-	-	(71,456,215.60)
FASR - CAP ASSETS-SR Total	(\$0.00)			(\$0.00)
TREA - TREASURY FUND				
101 - POOLED CASH		\$494,360,990.19	\$494,360,990.19	(\$0.00)
TREA - TREASURY FUND Total		\$494,360,990.19	\$494,360,990.19	(\$0.00)
Grand Total	(\$0.00)	\$1,144,326,544.66	\$1,144,326,544.66	(\$0.00)

County of El Paso Texas
Budgeted and Multiyear Funds
Balance Sheet - County Wide
December 31, 2020
Report as of January 11, 2021

COUNTY WIDE -GL	BEG. BALANCE	DEBITS	CREDITS	END BALANCE
101 - POOLED CASH	\$60,650,394.94	\$709,638,187.45	\$715,838,009.69	\$54,450,572.70
102 - CHANGE ACCOUNTS	47,908.79	-	-	47,908.79
103 - IMPREST FUNDS	25,000.00	-	-	25,000.00
105 - INVESTMENT POOLS	143,793,479.48	71,277,360.00	35,150,000.00	179,920,839.48
110 - AR - GENERAL	15,678,054.85	37,635,596.72	30,987,229.65	22,326,421.92
111 - AR - SUPPLEMENTAL	23,303.88	-	23,303.88	-
113 - TAXES RECVBL PENALTY INTEREST	10,624,945.79	-	-	10,624,945.79
114 - ALLOW UNCOLLECT TAXES P&I	(106,249.45)	-	-	(106,249.45)
115 - TAXES RECVBL DELINQUENT	14,857,230.64	-	-	14,857,230.64
116 - ALLOW UNCOLLECTED TAXES DELINQNT	(148,572.31)	-	-	(148,572.31)
117 - DUE FROM OTHER FUNDS	220,000.00	-	-	220,000.00
118 - FINES & CC RECEIVABLE	400.33	3,159.25	3,338.25	221.33
122 - INTEREST ACCRUED	-	60,842.59	-	40,620.55
127 - NOTES RECEIVABLE	102,469.62	-	494.62	101,975.00
129 - PROPERTIES HELD FOR SALE	71,900.00	-	-	71,900.00
140 - INVENTORY SUPPLIES & MATERIALS	13,185.00	-	-	13,185.00
147 - ARTWORK	56,255.00	-	-	56,255.00
148 - EASEMENTS	110,000.00	-	-	110,000.00
149 - CAPITAL LEASES	506,722.78	-	-	506,722.78
150 - IMPROVEMENTS	27,650,755.21	-	-	27,650,755.21
151 - LAND	18,853,463.95	-	-	18,853,463.95
152 - BUILDINGS	325,542,137.60	-	-	325,542,137.60
153 - ROADS	56,293,301.13	-	-	56,293,301.13
154 - BRIDGES & CULVERTS	10,060,762.39	-	-	10,060,762.39
155 - INFRASTRUCTURE	29,180,237.76	-	-	29,180,237.76
156 - EQUIPMENT	63,960,010.95	-	-	63,942,915.34
157 - CONSTRUCTION IN PROGRESS	8,833,781.14	-	-	8,833,781.14
158 - FURNITURE & FIXTURES	1,459,586.73	-	-	1,459,586.73
159 - VEHICLES	28,579,253.24	-	-	28,579,253.24
160 - ACCUM DEP - EQUIPMENT	(48,128,259.22)	-	-	(48,128,259.22)
161 - ACCUM DEP - VEHICLES	(20,600,678.88)	-	-	(20,600,678.88)
162 - ACCUM DEP - BUILDINGS	(194,034,551.80)	-	-	(194,034,551.80)
163 - ACCUM DEP - IMPROVEMENTS	(12,805,009.89)	-	-	(12,805,009.89)
164 - ACCUM DEP - INFRASTRUCTURE	(9,520,491.20)	-	-	(9,520,491.20)
165 - ACCUM DEP - FURNITURE/FIXTURES	(1,072,573.48)	-	-	(1,072,573.48)
167 - ACCUM DEP - ROADS	(32,744,594.01)	-	-	(32,744,594.01)
168 - ACCUM DEP - CAPITAL LEASES	(453,800.65)	-	-	(453,800.65)
169 - ACCUM DEP - BRIDGES & CULVERTS	(4,016,237.07)	-	-	(4,016,237.07)
170 - RESOURCES TO BE PROVIDED	152,806,146.76	-	-	152,806,146.76
201 - VOUCHERS PAYABLE	(18,027,354.59)	37,187,923.16	22,514,532.20	(3,353,963.63)
202 - RETAINAGE PAYABLE	(813,263.72)	143,953.50	43,213.09	(712,523.31)
203 - ACCRUED PAYROLL LIABILITIES	(7,588,390.76)	7,625,744.71	37,353.95	-
205 - PAYROLL LIABILITIES	(3,669,552.08)	28,420,619.20	29,303,378.85	(4,552,311.73)
207 - NET - PAYROLL LIABILITIES	4,506.23	-	-	1,708.15
208 - JUROR PAYROLL LIABILITIES	(40.00)	10,113.00	9,713.00	360.00
209 - VP - ADULT PROBATION	(54,709.61)	655,264.70	600,605.09	(700.00)
210 - DUE TO OTHERS	(2,508,722.75)	636,518.94	695,942.63	(2,568,146.44)
211 - DUE TO OTHER FUNDS	(220,471.63)	-	3.40	(220,475.03)

County of El Paso Texas
Budgeted and Multiyear Funds
Balance Sheet - County Wide
December 31, 2020
Report as of January 11, 2021

COUNTY WIDE -GL	BEG. BALANCE	DEBITS	CREDITS	END BALANCE
212 - DUE TO OTHER GOVERNMENT	(494,609.23)	38,049.20	821,706.43	(1,277,616.46)
213 - DUE TO OTHERS - MISC. DEPOSITS	(1,639,895.94)	91,917.59	153,806.15	(1,701,784.50)
220 - DEFERRED REVENUES	(24,254,228.30)	243,904.75	250,276.58	(24,260,600.13)
240 - C.O. SER 2001	(4,665,000.00)	-	-	(4,665,000.00)
248 - G.O. REFUNDING 2011	(245,000.00)	-	-	(245,000.00)
249 - C.O. SER 2012	(3,430,000.00)	-	-	(3,430,000.00)
250 - G.O. REFUNDING 2015	(15,230,000.00)	-	-	(15,230,000.00)
251 - G.O. REF TAXABLE 2015A	(6,350,000.00)	-	-	(6,350,000.00)
252 - G.O. REFUNDING 2016A	(34,615,000.00)	-	-	(34,615,000.00)
253 - G.O. REFUND TAXABLE 2016B	(28,055,000.00)	-	-	(28,055,000.00)
254 - C.O. TAXABLE SERIES 2016C	(585,000.00)	-	-	(585,000.00)
255 - C.O. SERIES 2016D	(3,500,000.00)	-	-	(3,500,000.00)
256 - G.O. REFUNDING 2017	(49,395,000.00)	-	-	(49,395,000.00)
257 - SIB LOAN 2017	(4,041,146.76)	-	-	(4,041,146.76)
299 - ENTERPRISE LT DEBT	(2,695,000.00)	-	-	(2,695,000.00)
311 - RESERVD-ENCUMBRANCES	(15,079,075.26)	12,650,032.90	20,538,253.95	(22,967,296.31)
319 - RESERVD-IMPREST FUNDS	(25,000.00)	15,000.00	-	(10,000.00)
320 - RESERVD-CHANGE FUNDS	(44,609.73)	-	-	(44,609.73)
321 - RESERVD-PAYROLL	(30,000.00)	-	-	(30,000.00)
323 - RESERVD-DEBT SERVICE	(2,632,287.38)	-	-	(2,632,287.38)
324 - RESERVD-BENEFITS	(1,563,164.04)	-	-	(1,563,164.04)
325 - INVEST GEN CAPITAL ASSETS	(248,634,455.51)	-	-	(248,617,359.90)
350 - DESIGNATED SUBSEQUENT YR EXPEND	(130,725,358.27)	820,238.03	820,238.03	(130,712,879.81)
360 - FUND BALANCE-UNDESIGNATED	(50,668,840.99)	4,338,134.76	4,338,134.76	(50,658,299.33)
411 - ACTUAL REVENUES	-	106,349,256.21	260,416,289.93	(154,067,033.72)
431 - EXPENDITURES-CY	-	105,946,474.05	9,130,687.63	96,815,786.42
440 - ENCUMBRANCES-CY	15,078,075.26	20,538,253.95	12,650,032.90	22,966,296.31
442 - ENCUMBRANCES-PY	27,925.06	-	-	27,925.06
Grand Total	(\$0.00)	\$1,144,326,544.66	\$1,144,326,544.66	(\$0.00)

County of El Paso Texas
Budgeted and Multiyear Funds
Revenues and Expenditures by Fund Type and Fund
December 31, 2020
Report as of January 11, 2021

FUND TYPE	MTD ACTUAL	YTD ACTUALS
REVENUES		
AGENCY FUND	(\$1,527)	(\$6,490)
AP-BASIC SUPERVISION	(896,724)	(1,116,525)
AP-COMMUNITY CORRECTIONS	(326,795)	(326,795)
AP-COUNTY FUNDING	(4,832)	(7,778)
AP-COUNTY GRANTS	(12,307)	(33,235)
AP-DIVERSION TARGET PROGRAM	(985,366)	(997,665)
AP-OTHER GRANTS	4,105	(22,182)
AP-PROG PARTICIPANTS	(50)	(1,066)
AP-RESTITUTION TO VICTIM	(65)	(202)
AP-SUBSTANCE ABUSE FELONY PUNISHMENT FUND	(2,073)	(21,834)
AP-TREATMENT ALT TO INCARCERATION	(252,097)	(252,097)
CAPITAL PROJECTS FUND	(5,027)	(17,310)
COUNTY GENERAL FUND	(98,777,585)	(125,247,216)
COUNTY GRANTS	(1,691,937)	(3,540,309)
DEBT SERVICE	(7,773,791)	(9,331,502)
ENTERPRISE FUND	(235,212)	(349,423)
INTERNAL SERVICE	(3,230,251)	(7,115,991)
SPECIAL REVENUE	(1,728,007)	(5,643,247)
REVENUES Total	(\$115,919,541)	(\$154,030,866)
EXPENDITURES		
AP-BASIC SUPERVISION	\$544,130	\$1,098,143
AP-COMMUNITY CORRECTIONS	78,567	207,873
AP-COUNTY FUNDING	6,931	14,911
AP-COUNTY GRANTS	18,460	42,551
AP-DIVERSION TARGET PROGRAM	440,976	953,474
AP-OTHER GRANTS	70,776	70,961
AP-PR BOND	3,069	6,344
AP-PROG PARTICIPANTS	-	96
AP-TREATMENT ALT TO INCARCERATION	125,034	258,950
CAPITAL PROJECTS FUND	396,871	917,877
COUNTY GENERAL FUND	36,204,102	69,337,210
COUNTY GRANTS	6,276,083	11,148,302
ENTERPRISE FUND	295,427	408,533
INTERNAL SERVICE	3,095,989	7,067,073
SPECIAL REVENUE	2,771,993	5,276,316
EXPENDITURES Total	\$50,328,409	\$96,808,613

County of El Paso Texas
 Budgeted and Multiyear Funds
 Revenues and Expenditures by Fund Type and Fund
 December 31, 2020
 Report as of January 11, 2021

FUND TYPE - FUND	MTD ACTUALS	YTD ACTUAL
AP-BASIC SUPERVISION		
BASIC SUPERVISION		
REVENUES	(\$896,724)	(\$1,116,525)
EXPENDITURES	544,130	1,098,143
BASIC SUPERVISION Total	(352,594)	(18,382)
AP-BASIC SUPERVISION Total	(352,594)	(18,382)
AP-COMMUNITY CORRECTIONS		
COMMUNITY SERVICE RESTITUTION		
REVENUES	(22,976)	(22,976)
EXPENDITURES	10,360	21,799
COMMUNITY SERVICE RESTITUTION Total	(12,616)	(1,177)
DRUG TESTING SERVICES		
REVENUES	(275,229)	(265,739)
EXPENDITURES	70,365	159,516
DRUG TESTING SERVICES Total	(204,864)	(106,224)
AP-VICTIM SVCS PROGRAM		
REVENUES	(28,590)	(38,080)
EXPENDITURES	(2,158)	26,559
AP-VICTIM SVCS PROGRAM Total	(30,748)	(11,521)
AP-COMMUNITY CORRECTIONS Total	(248,228)	(118,922)
AP-DIVERSION TARGET PROGRAM		
384TH ADULT DRUG COURT PROGRAM		
REVENUES	(15,138)	(15,138)
EXPENDITURES	7,630	16,433
384TH ADULT DRUG COURT PROGRAM Total	(7,508)	1,295
84 DWI DRUG COURT		
REVENUES	(13,854)	(13,854)
EXPENDITURES	6,625	13,694
84 DWI DRUG COURT Total	(7,229)	(160)
AFTERCARE CASELOAD		
REVENUES	(18,130)	(18,130)
EXPENDITURES	6,293	13,458
AFTERCARE CASELOAD Total	(11,837)	(4,672)
BEHAV HLTH RESID TRT CNTR		
REVENUES	(679,503)	(679,503)
EXPENDITURES	287,737	641,059
BEHAV HLTH RESID TRT CNTR Total	(391,766)	(38,444)
CHILD ABUSES-NEGLECT CASELOAD		
REVENUES	(15,223)	(15,223)
EXPENDITURES	5,243	11,263
CHILD ABUSES-NEGLECT CASELOAD Total	(9,980)	(3,960)
DOMESTIC VIOLENCE CASELOADS		

County of El Paso Texas
 Budgeted and Multiyear Funds
 Revenues and Expenditures by Fund Type and Fund
 December 31, 2020
 Report as of January 11, 2021

FUND TYPE - FUND	MTD ACTUALS	YTD ACTUAL
REVENUES	(26,201)	(26,201)
EXPENDITURES	12,352	26,386
DOMESTIC VIOLENCE CASELOADS Total	(13,849)	185
GANG INTERVENTION CASELOAD		
REVENUES	(32,595)	(32,595)
EXPENDITURES	14,294	31,629
GANG INTERVENTION CASELOAD Total	(18,301)	(966)
HIGH RISK MISDEMEANOR CASELOAD		
REVENUES	(56,696)	(68,995)
EXPENDITURES	37,838	80,557
HIGH RISK MISDEMEANOR CASELOAD Total	(18,858)	11,562
MENTAL HLTH INITIATIV CASELOAD		
REVENUES	(42,945)	(42,945)
EXPENDITURES	18,898	39,998
MENTAL HLTH INITIATIV CASELOAD Total	(24,047)	(2,947)
SEX OFFENDER PROGRAM		
REVENUES	(58,514)	(58,514)
EXPENDITURES	34,540	61,631
SEX OFFENDER PROGRAM Total	(23,974)	3,117
PRETRIAL DIVERSION PROGRAM 2020		
REVENUES	(26,567)	(26,567)
EXPENDITURES	9,527	17,366
PRETRIAL DIVERSION PROGRAM 2020 Total	(17,040)	(9,201)
AP-DIVERSION TARGET PROGRAM Total	(544,390)	(44,191)
AP-OTHER GRANTS		
GOV SUBST ABUSE TREAT		
REVENUES	4,105	(22,182)
EXPENDITURES	41,805	41,989
GOV SUBST ABUSE TREAT Total	45,909	19,808
VICTIM RESTORATION INITIATIVE		
REVENUES	-	-
EXPENDITURES	28,972	28,972
VICTIM RESTORATION INITIATIVE Total	28,972	28,972
AP-OTHER GRANTS Total	74,881	48,780
AP-PROG PARTICIPANTS		
384TH SUB ABUSE FELONY PUNISH		
REVENUES	(50)	(1,066)
EXPENDITURES	-	96
384TH SUB ABUSE FELONY PUNISH Total	(50)	(970)
AP-PROG PARTICIPANTS Total	(50)	(970)
AP-TREATMENT ALT TO INCARCERATION		
TREATMNT ALT TO INCARCE (TAIP)		

County of El Paso Texas
Budgeted and Multiyear Funds
Revenues and Expenditures by Fund Type and Fund
December 31, 2020
Report as of January 11, 2021

FUND TYPE - FUND	MTD ACTUALS	YTD ACTUAL
REVENUES	(252,097)	(252,097)
EXPENDITURES	125,034	258,950
TREATMNT ALT TO INCARCE (TAIP) Total	(127,063)	6,853
AP-TREATMENT ALT TO INCARCERATION Total	(\$127,063)	\$6,853
COUNTY GENERAL FUND		
GENERAL FUND		
REVENUES	(\$98,775,588)	(\$125,232,175)
EXPENDITURES	34,072,715	65,325,123
GENERAL FUND Total	(64,702,873)	(59,907,051)
GF-JUVPROB		
REVENUES	(1,998)	(15,041)
EXPENDITURES	2,131,388	4,012,086
GF-JUVPROB Total	2,129,390	3,997,045
COUNTY GENERAL FUND Total	(\$62,573,483)	(\$55,910,006)
DEBT SERVICE		
DS-CO 2001		
REVENUES	(\$1,092,732)	(\$1,311,344)
DS-CO 2001 Total	(1,092,732)	(1,311,344)
DS-GO REF 2011		
REVENUES	(55,779)	(66,938)
DS-GO REF 2011 Total	(55,779)	(66,938)
DS-CO 2012		
REVENUES	(1,559,987)	(1,872,076)
DS-CO 2012 Total	(1,559,987)	(1,872,076)
DS-GO REF 2015		
REVENUES	(338,428)	(406,136)
DS-GO REF 2015 Total	(338,428)	(406,136)
DS-GO REF 2015A		
REVENUES	(387,501)	(465,025)
DS-GO REF 2015A Total	(387,501)	(465,025)
DS-GO REF 2016A		
REVENUES	(1,152,126)	(1,385,101)
DS-GO REF 2016A Total	(1,152,126)	(1,385,101)
DS-GO REF 2016B		
REVENUES	(1,707,379)	(2,048,958)
DS-GO REF 2016B Total	(1,707,379)	(2,048,958)
DS-TAX C.O. SER 2016C		
REVENUES	(135,900)	(163,091)
DS-TAX C.O. SER 2016C Total	(135,900)	(163,091)
DS-CO2016D		
REVENUES	(50,931)	(61,130)
DS-CO2016D Total	(50,931)	(61,130)

County of El Paso Texas
 Budgeted and Multiyear Funds
 Revenues and Expenditures by Fund Type and Fund
 December 31, 2020
 Report as of January 11, 2021

FUND TYPE - FUND	MTD ACTUALS	YTD ACTUAL
DS-SIB		
REVENUES	(170,613)	(204,733)
DS-SIB Total	(170,613)	(204,733)
DS-GO REF 2017		
REVENUES	(1,097,529)	(1,317,109)
DS-GO REF 2017 Total	(1,097,529)	(1,317,109)
DS-TAX CO 2017		
REVENUES	(24,886)	(29,862)
DS-TAX CO 2017 Total	(24,886)	(29,862)
DEBT SERVICE Total	(\$7,773,791)	(\$9,331,502)
ENTERPRISE FUND		
EP-EAST MONTANA		
REVENUES	(\$147,443)	(\$184,383)
EXPENDITURES	221,200	265,987
EP-EAST MONTANA Total	73,757	81,605
EP-EAST MONTANA I&S FUND		
REVENUES	(7,886)	(7,886)
EP-EAST MONTANA I&S FUND Total	(7,886)	(7,886)
EP-EAST MONTANA RESERVE FUND		
REVENUES	(274)	(403)
EP-EAST MONTANA RESERVE FUND Total	(274)	(403)
EP-COUNTY SOLID WASTE FUND		
REVENUES	(64,992)	(129,627)
EXPENDITURES	63,653	127,085
EP-COUNTY SOLID WASTE FUND Total	(1,339)	(2,542)
EP-MAYFAIR BOND IAS FUND		
REVENUES	(649)	(1,300)
EP-MAYFAIR BOND IAS FUND Total	(649)	(1,300)
EP-COL REV BND IAS FUND		
REVENUES	(2,334)	(2,345)
EP-COL REV BND IAS FUND Total	(2,334)	(2,345)
EP-SQ DANCE WASTE WATER		
REVENUES	(11,335)	(22,578)
EXPENDITURES	4,959	9,846
EP-SQ DANCE WASTE WATER Total	(6,376)	(12,733)
EP-VISTA DEL ESTE WTR SYS REPL		
REVENUES	(300)	(900)
EP-VISTA DEL ESTE WTR SYS REPL Total	(300)	(900)
EP- HILL CREST WATER SYSTEM		
EXPENDITURES	5,615	5,615
EP- HILL CREST WATER SYSTEM Total	5,615	5,615
ENTERPRISE FUND Total	\$60,215	\$59,111

County of El Paso Texas
Budgeted and Multiyear Funds
Revenues and Expenditures by Fund Type and Fund
December 31, 2020
Report as of January 11, 2021

FUND TYPE - FUND	MTD ACTUALS	YTD ACTUAL
INTERNAL SERVICE		
IS-HEALTH/DENTAL/LIFE		
REVENUES	(\$3,078,201)	(\$6,765,391)
EXPENDITURES	2,943,338	6,645,324
IS-HEALTH/DENTAL/LIFE Total	(134,863)	(120,067)
IS-WORKERS COMP FUND		
REVENUES	(152,051)	(350,600)
EXPENDITURES	152,651	421,749
IS-WORKERS COMP FUND Total	600	71,149
INTERNAL SERVICE Total	(\$134,263)	(\$48,918)
SPECIAL REVENUE		
SR-ALTERNATIVE DISPUTE		
REVENUES	(\$12,330)	(\$38,304)
EXPENDITURES	11,691	25,974
SR-ALTERNATIVE DISPUTE Total	(640)	(12,330)
SR-CA BAD CHECK OPERATIONS		
REVENUES	(565)	(565)
EXPENDITURES	1,635	2,175
SR-CA BAD CHECK OPERATIONS Total	1,070	1,610
SR-CA COMMISSIONS		
REVENUES	(5,122)	(15,206)
EXPENDITURES	4,291	10,417
SR-CA COMMISSIONS Total	(831)	(4,789)
SR-CA SUPPLEMENT		
REVENUES	(80)	(225)
EXPENDITURES	166	2,013
SR-CA SUPPLEMENT Total	87	1,788
SR-CHILD ABUSE PREVENT		
REVENUES	(12)	(28)
SR-CHILD ABUSE PREVENT Total	(12)	(28)
SR-CCLERK RECORDS ARCHIVES		
REVENUES	(112,721)	(319,622)
SR-CCLERK RECORDS ARCHIVES Total	(112,721)	(319,622)
SR-CCLERK REC MGMT & PRES		
REVENUES	(113,892)	(323,229)
EXPENDITURES	114,364	208,719
SR-CCLERK REC MGMT & PRES Total	472	(114,510)
SR-VITAL STATISTICS		
REVENUES	(2,776)	(8,523)
EXPENDITURES	1,640	7,912
SR-VITAL STATISTICS Total	(1,136)	(611)
SR-DIST COURTS TECHNOLOGY		

County of El Paso Texas
 Budgeted and Multiyear Funds
 Revenues and Expenditures by Fund Type and Fund
 December 31, 2020
 Report as of January 11, 2021

FUND TYPE - FUND	MTD ACTUALS	YTD ACTUAL
REVENUES	(442)	(1,407)
EXPENDITURES	-	9,567
SR-DIST COURTS TECHNOLOGY Total	(442)	8,160
SR-TOURIST PROMOTION		
REVENUES	(2,843)	(7,768)
EXPENDITURES	4,089	27,793
SR-TOURIST PROMOTION Total	1,246	20,024
SR-COLISEUM TOURIST PROMO		
REVENUES	(8,250)	(683,970)
EXPENDITURES	190,696	726,991
SR-COLISEUM TOURIST PROMO Total	182,446	43,021
SR-COMMISSARY INMATE PROFIT		
REVENUES	(107,572)	(229,490)
EXPENDITURES	64,450	162,279
SR-COMMISSARY INMATE PROFIT Total	(43,121)	(67,211)
SR-COURT RECORDS PRESERV		
REVENUES	(7,819)	(23,991)
EXPENDITURES	7,128	13,799
SR-COURT RECORDS PRESERV Total	(691)	(10,192)
SR-COURT REPORTER SERVICE		
REVENUES	(24,727)	(76,535)
SR-COURT REPORTER SERVICE Total	(24,727)	(76,535)
SR-DA APPORTIONMNET SUPPLEM		
REVENUES	(7,500)	(7,500)
EXPENDITURES	2,646	5,461
SR-DA APPORTIONMNET SUPPLEM Total	(4,854)	(2,039)
SR-DA FOOD STAMP FRAUD		
REVENUES	(113)	(325)
SR-DA FOOD STAMP FRAUD Total	(113)	(325)
VETS CRT JURY DONATIONS		
REVENUES	(36)	(101)
EXPENDITURES	247	277
VETS CRT JURY DONATIONS Total	211	176
SR-DIST CLERK REC MGMT & PRES		
REVENUES	(2,686)	(7,775)
EXPENDITURES	1,638	3,202
SR-DIST CLERK REC MGMT & PRES Total	(1,048)	(4,573)
SR-DIST COURTS REC ARCHIVE		
REVENUES	(9,533)	(28,991)
EXPENDITURES	21,516	41,673
SR-DIST COURTS REC ARCHIVE Total	11,984	12,682
SR-ELECTIONS CONTRACT SVC		

County of El Paso Texas
 Budgeted and Multiyear Funds
 Revenues and Expenditures by Fund Type and Fund
 December 31, 2020
 Report as of January 11, 2021

FUND TYPE - FUND	MTD ACTUALS	YTD ACTUAL
REVENUES	(196)	(243,389)
EXPENDITURES	710,339	894,555
SR-ELECTIONS CONTRACT SVC Total	710,143	651,166
SR-FAMILY PROTECTION		
REVENUES	(3,191)	(10,374)
EXPENDITURES	3,540	6,963
SR-FAMILY PROTECTION Total	348	(3,411)
SR-GRAFFITI ERADICATION		
REVENUES	(5)	(15)
SR-GRAFFITI ERADICATION Total	(5)	(15)
SR-JPD NATIONAL SCHOOL LUNCH		
REVENUES	(10,347)	(20,895)
SR-JPD NATIONAL SCHOOL LUNCH Total	(10,347)	(20,895)
SR-JPD SUPERVISION		
REVENUES	(7,240)	(20,880)
EXPENDITURES	541	5,751
SR-JPD SUPERVISION Total	(6,699)	(15,129)
SR-JUSTICE COURT TECHNOLOGY		
REVENUES	(2,679)	(10,120)
EXPENDITURES	12,657	14,499
SR-JUSTICE COURT TECHNOLOGY Total	9,978	4,379
SR-JUVENILE CASE MANAGER		
REVENUES	(3,229)	(12,533)
SR-JUVENILE CASE MANAGER Total	(3,229)	(12,533)
SR-JUSTICE COURT SECURITY		
REVENUES	(763)	(2,864)
EXPENDITURES	85	360
SR-JUSTICE COURT SECURITY Total	(678)	(2,504)
SR-JPD DONATIONS		
REVENUES	(402)	(2,079)
EXPENDITURES	500	1,500
SR-JPD DONATIONS Total	98	(579)
SR-LAW LIBRARY		
REVENUES	(28,890)	(89,737)
EXPENDITURES	50,909	84,926
SR-LAW LIBRARY Total	22,019	(4,812)
SR-RECORDS MGMT & PRESERV		
REVENUES	(10,945)	(34,188)
EXPENDITURES	22,457	46,113
SR-RECORDS MGMT & PRESERV Total	11,512	11,925
SR-COURTHOUSE SECURITY		
REVENUES	(18,720)	(58,039)

County of El Paso Texas
Budgeted and Multiyear Funds
Revenues and Expenditures by Fund Type and Fund
December 31, 2020
Report as of January 11, 2021

FUND TYPE - FUND	MTD ACTUALS	YTD ACTUAL
SR-COURTHOUSE SECURITY Total	(18,720)	(58,039)
SR-SO LEOSE FUND		
REVENUES	(3)	(54)
SR-SO LEOSE FUND Total	(3)	(54)
SR-DA SPECIAL ACCOUNT		
REVENUES	(2,340)	(2,483)
EXPENDITURES	76,869	84,814
SR-DA SPECIAL ACCOUNT Total	74,530	82,331
SR-TAX OFFICE DISCRETIONARY		
REVENUES	(10,847)	(43,108)
EXPENDITURES	16,562	30,263
SR-TAX OFFICE DISCRETIONARY Total	5,715	(12,845)
SR-TEEN COURT		
REVENUES	(6)	(16)
SR-TEEN COURT Total	(6)	(16)
SR-TRANSPORTATION FEE		
REVENUES	(573,990)	(1,587,720)
EXPENDITURES	542,240	1,194,650
SR-TRANSPORTATION FEE Total	(31,750)	(393,070)
SR-DA 10% DRUG FORFEITURE		
REVENUES	(134)	(379)
SR-DA 10% DRUG FORFEITURE Total	(134)	(379)
CO CRIM COURT NO 2 DWI 10% DRU		
REVENUES	(905)	(4,060)
EXPENDITURES	6,099	6,301
CO CRIM COURT NO 2 DWI 10% DRU Total	5,194	2,241
SR-384TH DISTRICT DURG COURT 1		
EXPENDITURES	65	462
SR-384TH DISTRICT DURG COURT 1 Total	65	462
SR-DRUG COURT FEES MAIN		
REVENUES	109	(2,383)
SR-DRUG COURT FEES MAIN Total	109	(2,383)
SR-DRUG COURT FEES CO CRIM 2 S		
REVENUES	(1,356)	(1,819)
EXPENDITURES	283	906
SR-DRUG COURT FEES CO CRIM 2 S Total	(1,074)	(913)
SR-DRUG COURT FEES 346TH SPEC		
REVENUES	(356)	(819)
EXPENDITURES	-	187
SR-DRUG COURT FEES 346TH SPEC Total	(356)	(633)
SR-DRUG COURT FEES 384 ADULT S		
REVENUES	(356)	(819)

County of El Paso Texas
 Budgeted and Multiyear Funds
 Revenues and Expenditures by Fund Type and Fund
 December 31, 2020
 Report as of January 11, 2021

FUND TYPE - FUND	MTD ACTUALS	YTD ACTUAL
EXPENDITURES	2,307	4,066
SR-DRUG COURT FEES 384 ADULT S Total	1,950	3,247
SR-DRUG COURT FEES 384 SAFP SP		
REVENUES	(356)	(819)
EXPENDITURES	2,102	4,103
SR-DRUG COURT FEES 384 SAFP SP Total	1,746	3,284
SR-TRUANCY COURTS		
REVENUES	(7)	(94)
SR-TRUANCY COURTS Total	(7)	(94)
SR-JUVENILE DRUG COURT		
REVENUES	(356)	(819)
SR-JUVENILE DRUG COURT Total	(356)	(819)
SR-COURT INITIATED GARDIANSHIP		
REVENUES	(3,541)	(10,237)
EXPENDITURES	1,157	2,388
SR-COURT INITIATED GARDIANSHIP Total	(2,385)	(7,849)
SR-ROADS AND BRIDGES FUND		
REVENUES	(579,369)	(1,607,282)
EXPENDITURES	854,444	1,571,303
SR-ROADS AND BRIDGES FUND Total	275,075	(35,979)
SR-PROJECT CARE ELECTRIC		
REVENUES	(1,707)	(7,222)
EXPENDITURES	1,789	1,919
SR-PROJECT CARE ELECTRIC Total	82	(5,304)
SR-PROBATE JUD SUPPORT CRT 1		
REVENUES	(20,909)	(21,055)
EXPENDITURES	3,041	7,472
SR-PROBATE JUD SUPPORT CRT 1 Total	(17,869)	(13,583)
SR-PROBATE JUD SUPPORT CRT 2		
REVENUES	(20,864)	(20,935)
EXPENDITURES	6,443	13,045
SR-PROBATE JUD SUPPORT CRT 2 Total	(14,421)	(7,890)
SR-PROBATE TRAVEL ACCOUNT CRT		
REVENUES	(790)	(2,282)
EXPENDITURES	150	150
SR-PROBATE TRAVEL ACCOUNT CRT Total	(640)	(2,132)
SR-SHERIFF STATE FORFEITURE		
REVENUES	(70)	(36,484)
EXPENDITURES	14,161	34,011
SR-SHERIFF STATE FORFEITURE Total	14,091	(2,473)
1ST CHANCE PROGRAM		
REVENUES	(2,900)	(11,400)

County of El Paso Texas
Budgeted and Multiyear Funds
Revenues and Expenditures by Fund Type and Fund
December 31, 2020
Report as of January 11, 2021

FUND TYPE - FUND	MTD ACTUALS	YTD ACTUAL
1ST CHANCE PROGRAM Total	(2,900)	(11,400)
SR-65TH INTERV FAM DRG CT		
REVENUES	(356)	(819)
SR-65TH INTERV FAM DRG CT Total	(356)	(819)
SR-65TH PRESERV FAM DRG CT		
REVENUES	(356)	(819)
EXPENDITURES	-	300
SR-65TH PRESERV FAM DRG CT Total	(356)	(519)
WALL OF HONOR- CONTRIBUTIONS		
REVENUES	(616)	(646)
EXPENDITURES	17,059	17,059
WALL OF HONOR- CONTRIBUTIONS Total	16,443	16,413
SPECIAL REVENUE Total	\$1,043,986	(\$366,931)
AP-COUNTY GRANTS		
COUNTY GRANTS		
REVENUES	(\$12,307)	(\$33,235)
EXPENDITURES	18,460	42,551
COUNTY GRANTS Total	6,153	9,316
AP-COUNTY GRANTS Total	\$6,153	\$9,316
AP-PR BOND		
PR BOND PROGRAM 2021		
REVENUES	-	-
EXPENDITURES	3,069	6,344
PR BOND PROGRAM 2021 Total	3,069	6,344
AP-PR BOND Total	\$3,069	\$6,344
CAPITAL PROJECTS FUND		
CP-IMPROV 2001		
REVENUES	(\$852)	(\$3,496)
EXPENDITURES	217,538	563,670
CP-IMPROV 2001 Total	216,686	560,174
CP-2007		
REVENUES	(386)	(1,094)
EXPENDITURES	-	46,868
CP-2007 Total	(386)	45,774
CP-2012		
REVENUES	(2,191)	(8,191)
EXPENDITURES	166,896	166,896
CP-2012 Total	164,705	158,705
CP-TAX2016C		
REVENUES	(1,258)	(3,501)
EXPENDITURES	10,621	11,805
CP-TAX2016C Total	9,364	8,304

County of El Paso Texas
Budgeted and Multiyear Funds
Revenues and Expenditures by Fund Type and Fund
December 31, 2020
Report as of January 11, 2021

FUND TYPE - FUND	MTD ACTUALS	YTD ACTUAL
CP-2016D		
REVENUES	(339)	(1,028)
EXPENDITURES	1,815	128,638
CP-2016D Total	1,476	127,610
CP-COURTHOUSE IMPROV-LL		
EXPENDITURES	-	-
CP-COURTHOUSE IMPROV-LL Total	-	-
CAPITAL PROJECTS FUND Total	\$391,844	\$900,566
AGENCY FUND		
AF-RETIREMENT FUND		
REVENUES	\$142	(\$1,481)
AF-RETIREMENT FUND Total	142	(1,481)
AF-SOCSEC FUND		
REVENUES	(48)	(107)
AF-SOCSEC FUND Total	(48)	(107)
AF-METRO NARC FUND		
REVENUES	(3)	(9)
AF-METRO NARC FUND Total	(3)	(9)
AF-HIDTA SEIZURES FUND		
REVENUES	(13)	(36)
AF-HIDTA SEIZURES FUND Total	(13)	(36)
AF-DA SEIZURES FUND		
REVENUES	(1,464)	(4,467)
AF-DA SEIZURES FUND Total	(1,464)	(4,467)
AF-BORDER CRIME SEIZURES		
REVENUES	(141)	(390)
AF-BORDER CRIME SEIZURES Total	(141)	(390)
AGENCY FUND Total	(\$1,527)	(\$6,490)
COUNTY GRANTS		
384th DISTRICT DRUG COURT		
REVENUES	(\$16,356)	(\$16,966)
EXPENDITURES	20,179	37,850
384th DISTRICT DRUG COURT Total	3,823	20,884
CHILD PROTECTIVE SERVICES	125,627	261,307
HIDTA PROGRAM INCOME		
REVENUES	(626)	(1,733)
HIDTA PROGRAM INCOME Total	(626)	(1,733)
LOCAL BORDER SECURITY PROG		
REVENUES	(9,573)	(9,573)
EXPENDITURES	17,478	27,051
LOCAL BORDER SECURITY PROG Total	7,905	17,478
NUTRITION PROGRAM		

County of El Paso Texas
Budgeted and Multiyear Funds
Revenues and Expenditures by Fund Type and Fund
December 31, 2020
Report as of January 11, 2021

FUND TYPE - FUND	MTD ACTUALS	YTD ACTUAL
REVENUES	(244,295)	(367,429)
EXPENDITURES	190,141	611,996
NUTRITION PROGRAM Total	(54,154)	244,567
TEXAS CAPITAL PROJECT		
REVENUES	-	(49)
TEXAS CAPITAL PROJECT Total	-	(49)
JBSA IMPREST		
REVENUES	(24)	(67)
JBSA IMPREST Total	(24)	(67)
SG-TX VET COMM GEN ASSIST		
EXPENDITURES	-	(438)
SG-TX VET COMM GEN ASSIST Total	-	(438)
DA DIMS PROJECT		
REVENUES	(17,579)	(17,579)
EXPENDITURES	76,837	153,294
DA DIMS PROJECT Total	59,258	135,715
DIRECT VICTIM SERVICES		
REVENUES	(18,928)	(18,928)
EXPENDITURES	22,534	46,488
DIRECT VICTIM SERVICES Total	3,606	27,560
BYRNE JUSTICE ASSIST GRANT 17		
REVENUES	(5,358)	(5,358)
EXPENDITURES	3,924	5,358
BYRNE JUSTICE ASSIST GRANT 17 Total	(1,434)	-
PD MENTAL HEALTH ADVOC&LITIG		
EXPENDITURES	124,106	250,562
PD MENTAL HEALTH ADVOC&LITIG Total	124,106	250,562
SHERIFF CRIME VICTIM SVCS		
REVENUES	(2,145)	(2,145)
EXPENDITURES	9,834	20,129
SHERIFF CRIME VICTIM SVCS Total	7,689	17,985
SHERIFF TRAINING ACADEMY		
REVENUES	(2,088)	(2,088)
EXPENDITURES	5,253	10,818
SHERIFF TRAINING ACADEMY Total	3,165	8,730
YSLETA, SOCORRO, SAN ELI ROUTE		
REVENUES	(189)	(189)
YSLETA, SOCORRO, SAN ELI ROUTE Total	(189)	(189)
TX TOBACCO ENF PROG		
REVENUES	(14,125)	(19,125)
EXPENDITURES	-	1,559
TX TOBACCO ENF PROG Total	(14,125)	(17,566)

County of El Paso Texas
 Budgeted and Multiyear Funds
 Revenues and Expenditures by Fund Type and Fund
 December 31, 2020
 Report as of January 11, 2021

FUND TYPE - FUND	MTD ACTUALS	YTD ACTUAL
PROJ HOPE-JUV MENTAL HLTH CT		
EXPENDITURES	7,677	14,130
PROJ HOPE-JUV MENTAL HLTH CT Total	7,677	14,130
SHERIFF'S STEP SINGLE YEAR		
REVENUES	(2,019)	(2,019)
EXPENDITURES	-	2,019
SHERIFF'S STEP SINGLE YEAR Total	(2,019)	-
EMERGENCY FOOD/SHELTER		
EXPENDITURES	6,052	6,052
EMERGENCY FOOD/SHELTER Total	6,052	6,052
RURAL TRANSIT ASSIST STATE		
EXPENDITURES	22,566	22,566
RURAL TRANSIT ASSIST STATE Total	22,566	22,566
HOMELAND SECURITY INTEROP COMM		
EXPENDITURES	80,690	80,690
HOMELAND SECURITY INTEROP COMM Total	80,690	80,690
ELECTIONS CHAPTER 19 FUNDS		
EXPENDITURES	6,725	22,082
ELECTIONS CHAPTER 19 FUNDS Total	6,725	22,082
COPS COMMUNITY POLICING DEVELO		
EXPENDITURES	-	5,000
COPS COMMUNITY POLICING DEVELO Total	-	5,000
OPERATION STONEGARDEN SO-2017		
REVENUES	(31,909)	(31,909)
EXPENDITURES	17,175	49,084
OPERATION STONEGARDEN SO-2017 Total	(14,734)	17,175
WTX HIDTA PROSECUTION INIT 2018		
REVENUES	(89,079)	(89,079)
EXPENDITURES	87,828	176,776
WTX HIDTA PROSECUTION INIT 2018 Total	(1,251)	87,697
VETERANS TREATMENT COURT 2018		
REVENUES	(11,225)	(11,595)
EXPENDITURES	32,230	64,427
VETERANS TREATMENT COURT 2018 Total	21,005	52,832
TJJD TITLE IV-E OPERATING 2019		
REVENUES	(1,941)	(2,092)
EXPENDITURES	17,748	36,699
TJJD TITLE IV-E OPERATING 2019 Total	15,807	34,607
EP NM JOB ACCESS & REVERSE COMMUTE		
REVENUES	(43,551)	(43,551)
EXPENDITURES	43,551	43,551
EP NM JOB ACCESS & REVERSE COMMUTE Total	-	-

County of El Paso Texas
Budgeted and Multiyear Funds
Revenues and Expenditures by Fund Type and Fund
December 31, 2020
Report as of January 11, 2021

FUND TYPE - FUND	MTD ACTUALS	YTD ACTUAL
CONTINUUM OF CARE PROJECT 2019		
REVENUES	-	-
EXPENDITURES	11,646	27,339
CONTINUUM OF CARE PROJECT 2019 Total	11,646	27,339
ONATE CROSSIN/OLD FORT BLISS/HARTS		
REVENUES	-	(381)
EXPENDITURES	-	381
ONATE CROSSIN/OLD FORT BLISS/HARTS Total	-	-
EL PASO CNTY JUVENILE DRUG CRT 2019		
REVENUES	(7,746)	(7,746)
EXPENDITURES	10,660	18,406
EL PASO CNTY JUVENILE DRUG CRT 2019 Total	2,914	10,660
PROTECTIVE ORDER COURT 2019		
REVENUES	(19,090)	(19,090)
EXPENDITURES	24,375	50,305
PROTECTIVE ORDER COURT 2019 Total	5,285	31,216
REGION 1-BORDER PROSECUTION UN		
EXPENDITURES	96,855	209,178
REGION 1-BORDER PROSECUTION UN Total	96,855	209,178
DOMESTIC VIOLENCE UNIT 2019		
REVENUES	(16,353)	(16,353)
EXPENDITURES	30,071	62,777
DOMESTIC VIOLENCE UNIT 2019 Total	13,718	46,424
DA OFFICE VICTIM ASSISTANCE 2019		
REVENUES	(3,932)	(3,932)
EXPENDITURES	50,200	99,633
DA OFFICE VICTIM ASSISTANCE 2019 Total	46,268	95,701
TXDOT COMMERCIAL MOTOR VEHICLE 2019		
REVENUES	(597)	(597)
EXPENDITURES	-	597
TXDOT COMMERCIAL MOTOR VEHICLE 2019 Total	(597)	-
SUBSTANCE ABUSE AND MENTAL HEALTH 2019		
EXPENDITURES	9,422	18,822
SUBSTANCE ABUSE AND MENTAL HEALTH 2019 Total	9,422	18,822
5339 BUS 2019 PROGRAM		
REVENUES	-	(5,004)
EXPENDITURES	248,910	253,914
5339 BUS 2019 PROGRAM Total	248,910	248,910
BULLET PROOF VESTS 2019		
EXPENDITURES	-	260
BULLET PROOF VESTS 2019 Total	-	260
ADULT DRUG COURT DISCRETIONARY 2019		

County of El Paso Texas
Budgeted and Multiyear Funds
Revenues and Expenditures by Fund Type and Fund
December 31, 2020
Report as of January 11, 2021

FUND TYPE - FUND	MTD ACTUALS	YTD ACTUAL
EXPENDITURES	11,966	20,460
ADULT DRUG COURT DISCRETIONARY 2019 Total	11,966	20,460
CA OFFICE-VICTIM RESOURCE PROGR 2019		
REVENUES	(3,194)	(3,194)
EXPENDITURES	10,149	20,862
CA OFFICE-VICTIM RESOURCE PROGR 2019 Total	6,955	17,668
OT SMITH SHARE PATH 2019		
REVENUES	(268,073)	(268,073)
EXPENDITURES	216,915	504,828
OT SMITH SHARE PATH 2019 Total	(51,158)	236,755
COLONIA SELF HELP CENTER 2019		
EXPENDITURES	1,620	2,327
COLONIA SELF HELP CENTER 2019 Total	1,620	2,327
DEP OF TREASURY ASSET FORFEITURE		
REVENUES	(42)	(116)
DEP OF TREASURY ASSET FORFEITURE Total	(42)	(116)
DEP OF JUSTICE ASSET FORFEITURE		
REVENUES	(334)	(925)
DEP OF JUSTICE ASSET FORFEITURE Total	(334)	(925)
WEST TX HIDTA TRAINING PROGRAM		
REVENUES	(455,578)	(455,578)
EXPENDITURES	303,052	781,372
WEST TX HIDTA TRAINING PROGRAM Total	(152,526)	325,794
TJJD STATE GRANT 2020		
EXPENDITURES	-	3,960
TJJD STATE GRANT 2020 Total	-	3,960
PD 48 HOUR BOND PROJECT		
REVENUES	-	(162)
EXPENDITURES	43,517	79,235
PD 48 HOUR BOND PROJECT Total	43,517	79,074
TX VOLKSWAGEN ENVIRON MITIG		
EXPENDITURES	-	152,790
TX VOLKSWAGEN ENVIRON MITIG Total	-	152,790
SW BORDER RURAL LAW ENF ASSIST		
EXPENDITURES	6,594	13,183
SW BORDER RURAL LAW ENF ASSIST Total	6,594	13,183
COVID 19 RELIEF FUND		
REVENUES	(2,603)	(10,121)
EXPENDITURES	2,716,659	3,977,611
COVID 19 RELIEF FUND Total	2,714,056	3,967,491
ONDCP 2020		
REVENUES	(2,338)	(2,338)
EXPENDITURES	61,529	67,751

County of El Paso Texas
 Budgeted and Multiyear Funds
 Revenues and Expenditures by Fund Type and Fund
 December 31, 2020
 Report as of January 11, 2021

FUND TYPE - FUND	MTD ACTUALS	YTD ACTUAL
ONDCP 2020 Total	59,191	65,413
PET FOSTER CARE STIMULUS 2020		
EXPENDITURES	359	359
PET FOSTER CARE STIMULUS 2020 Total	359	359
5311 CARES ACT FUNDS 2020		
REVENUES	(172,344)	(180,658)
EXPENDITURES	227,326	403,966
5311 CARES ACT FUNDS 2020 Total	54,983	223,309
CARES ACT HELP AMERICA VOTE 2020		
REVENUES	-	(421)
EXPENDITURES	23,770	185,523
CARES ACT HELP AMERICA VOTE 2020 Total	23,770	185,102
SHERIFF & CONST CV ESSENTIALS		
REVENUES	-	(2,960)
EXPENDITURES	-	-
SHERIFF & CONST CV ESSENTIALS Total	-	(2,960)
BJA CORONAVIRUS EMERGENCY SUPP		
EXPENDITURES	-	48,738
BJA CORONAVIRUS EMERGENCY SUPP Total	-	48,738
EPC VETERANS ASST HEROES PRJ		
REVENUES	-	(8,088)
EXPENDITURES	19,670	41,114
EPC VETERANS ASST HEROES PRJ Total	19,670	33,026
COPS HIRING COPS IN SCHOOL PR		
EXPENDITURES	211,473	352,796
COPS HIRING COPS IN SCHOOL PR Total	211,473	352,796
TJJD STATE AID GRANTS 2021		
REVENUES	(294,069)	(882,206)
EXPENDITURES	459,285	875,163
TJJD STATE AID GRANTS 2021 Total	165,216	(7,043)
EMERG SVCS FOR COLONIAS 2020		
EXPENDITURES	81,964	81,964
EMERG SVCS FOR COLONIAS 2020 Total	81,964	81,964
HELP AMERICA VOTE ACT		
REVENUES	(72)	(199)
HELP AMERICA VOTE ACT Total	(72)	(199)
5339 BUS REPLACEMENT PROG 2021		
EXPENDITURES	7,902	10,098
5339 BUS REPLACEMENT PROG 2021 Total	7,902	10,098
CORONA VIRUS EMERG SUPPLEMENTAL		
EXPENDITURES	58,518	67,744
CORONA VIRUS EMERG SUPPLEMENTAL Total	58,518	67,744

County of El Paso Texas
Budgeted and Multiyear Funds
Revenues and Expenditures by Fund Type and Fund
December 31, 2020
Report as of January 11, 2021

FUND TYPE - FUND	MTD ACTUALS	YTD ACTUAL
CTR FOR TECH AND CIVIL LIFE		
REVENUES	67,124	(779,010)
EXPENDITURES	413,522	764,107
CTR FOR TECH AND CIVIL LIFE Total	480,646	(14,903)
TPWD PARK PLAYGROUND 2019		
REVENUES	-	(250,000)
TPWD PARK PLAYGROUND 2019 Total	-	(250,000)
FIRST RESPONDER MENTAL HEALTH		
REVENUES	(1,688)	(1,688)
EXPENDITURES	-	1,688
FIRST RESPONDER MENTAL HEALTH Total	(1,688)	-
COUNTY GRANTS Total	\$4,584,146	\$7,607,993
AP-RESTITUTION TO VICTIM		
ADULT PROB-RESTITUT TO VICTIM		
REVENUES	(\$65)	(\$202)
ADULT PROB-RESTITUT TO VICTIM Total	(65)	(202)
AP-RESTITUTION TO VICTIM Total	(65)	(202)
AP-COUNTY FUNDING		
COUNTY FUNDING		
REVENUES	(4,832)	(7,778)
EXPENDITURES	6,931	14,911
COUNTY FUNDING Total	2,099	7,133
AP-COUNTY FUNDING Total	2,099	7,133
AP-SUBSTANCE ABUSE FELONY PUNISHMENT FUND		
AP-SUBSTANCE ABUSE FELONY PUNISHMENT FUND		
REVENUES	(2,073)	(21,834)
AP-SUBSTANCE ABUSE FELONY PUNISHMENT FUND Total	(2,073)	(21,834)
AP-SUBSTANCE ABUSE FELONY PUNISHMENT FUND Total	(2,073)	(21,834)
Grand Total	\$ (65,591,132)	\$ (57,222,253)

SORTED BY: FUND

County of El Paso, Texas
December 2020 - Transfers In / Transfers Out
ALL FUNDS REPORTED

FM 3/ FY 2021

Transfers In			
Fund Code	Fund Description	Period Actuals	YTD Actuals
7241	PD 48 HOUR BOND PROJECT	\$0.00	(\$32.31)
DP10	HIGH RISK MISDEMEANOR CASELOAD	-	(12,301.31)
DP46	BEHAV HLTH RESID TRT CNTR	-	(539.50)
TA17	TREATMNT ALT TO INCARCE (TAIP)	-	(1,862.37)
TOTAL		\$0.00	(\$14,735.49)

Transfers Out			
Fund Code	Fund Description	Period Actuals	YTD Actuals
CC41	DRUG TESTING SERVICES	\$0.00	\$14,703.18
1000	GF-GENERAL FUND	-	32.31
TOTAL		\$0.00	\$14,735.49